


Autumn Term 2 Topic: Into the woods



Key texts:



Reading:

Most children will now know Set 2 and Set 3 sounds. Please work with them at home to help them say these sounds speedily and read words that include these.

Fred Talk: At school, we use Fred talk to help us to blend. Fred says the sounds before reading the words.

Key reading words to practise: Play, seem, night, blow, spoon, look, spoil, care, rude, name, smile, phone.

Common exception words: Each year group has key words to learn. Below are the common exception words for Year 1 and 2.

Please practise reading and spelling: the, a, do, to, today, of, said, says, are, were, was

Writing:

Writing can often be a difficult skill to master. As the children enter Year 1, we will be developing their stamina for writing as well as their vocabulary to allow them to write creatively.

At home, you can encourage this by getting them to write about their experiences. They could story map it first (draw pictures to remind them what they need to write) and then use the map to help them write the sentences. As they become more confident, we want all our children to know that at the beginning of a sentence they need a capital letter and at the end they need a full stop.



Other home learning ideas:

We will be celebrating Diwali after the holidays. Do you know the Diwali story? Have a go at creating some Diwali rangoli patterns.



Home learning project:

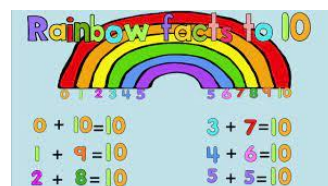
The children will be learning about identifying different types of trees. Go on a local walk and take photos of different types of trees. Can you have a go at naming them?

Common Exception Words

Year 1				Year 2				
a	his	push	was	after	class	floor	most	pretty
are	house	put	we	again	climb	gold	move	prove
ask	I	said	were	any	clothes	grass	Mr	should
be	is	says	where	bath	cold	great	Mrs	steak
by	love	school	you	beautiful	could	half	old	sugar
came	me	she	your	because	door	hold	only	sure
do	my	so		behind	even	hour	parents	told
friend	no	some		both	every	improve	pass	water
full	of	the		break	everybody	kind	past	who
go	once	there		busy	eye	last	path	whole
has	one	they		child	fast	many	people	wild
he	our	to		children	father	mind	plant	would
here	pull	today		Christmas	find	money	poor	

Maths:

This term, the children will be consolidating addition and subtraction. Helping your child at home to quickly recall addition and subtraction facts for numbers up to 10 will support this. Remember the more they practice, the better they will be!



Remember to go onto our school website for key calendar dates: [Calendar – Avanti Fields School](#)

Remember to log on to your child's Espresso account, Oxford Owl and My Maths to access their learning pad and a wealth of learning resources.

Science

In Science, we are learning about plants, trees and animals (including humans).

Can you name the different parts of a plant?

Can you find out what does **carnivore**, **herbivore** and **omnivore** mean and name an example of each?



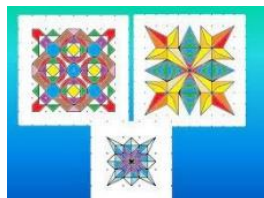
P.E

In P.E, we will be learning gymnastics skills and dancing.

Have a go at creating your own dance routine. Can you teach it to your friends when we come back?

Art

In Art, we are exploring different brush stokes and exploring colour using paint. Can you have a go at using different media to create symmetrical rangoli patterns?



Design and Technology

We will be exploring building towers using different joining techniques. Can you have a go at building structures uses junk box modelling. Can you build a house for the three little pigs?



Music

We are getting ready for our Diwali performance. Can you practice our Diwali song by clicking the link below?
YouTube – ‘CBeebies Songs | What is Diwali? | The Let's Go Club’

<https://www.youtube.com/watch?v=KZU6M4EisyA>

Computing

In Computing, we have been looking at basic skills on how to use a laptop. Can you practice logging in to a computer or a laptop and using an application, such as paint, to create a picture? Can you remember how to minimise and maximise your screen, and close your application?



Example of a Microsoft Windows window

