



**AVANTI GARDENS**  
SCHOOL

---

# Avanti Gardens Family Bulletin

---

*Welcome to the AGS Family Bulletin. In this communication with parents and carers, we aim to bring together our whole school community by sharing information*

## MESSAGE FROM THE PRINCIPAL :

Dear Families,

We began the week with one of our 'Avanti Aspirations Programme' speakers. This month we were delighted to welcome Lord-Leitnant Peaches Golding via video call to give a presentation to our KS2 children on 'dreaming big'. Peaches told the children that they can go on to do whatever they want - 'work hard', 'have a good time trying' and 'be kind to others' were her main messages. The children were amazed to learn that this is a voluntary role that Peaches performs as well as other jobs. We were very grateful to LL Peaches Golding for her time, wisdom and inspiration.

Parents evenings were conducted this week via TEAMS. This is the first parents evening we have conducted like this. Staff have worked hard to make sure that families stay informed on their children's progress and wellbeing during this pandemic. Being in bubbles hasn't stopped us from doing our best for the pupils.

I want to reassure families that we still have no positive COVID cases, however I have taken precautions to isolate any pupils that have had contact or begun to show symptoms – I want to personally thank those families for their cooperation for keeping us all safe. The team and I will continue to implement our safety measures, including enhanced cleaning and year group bubbles, to allow our school to remain COVID safe.

Families should continue to model good social distancing and not mixing with other households outside of childcare bubbles for the remainder of National Lockdown. I wish you a restful and safe weekend. We look forward to welcoming pupils back on Monday.

Yours Faithfully,  
Mr Milum



---

# CLASS UPDATES

---

## RECEPTION

This week the children have learnt the sounds r, j, v, y, w. It has been great to see more and more of the children beginning to use these sounds when writing. The children have also had fun role playing the teacher. During parents evening, many parents expressed an interest in what the children have been learning. I have sent home a sheet with the first set of sounds the children have been learning. I'm sure the children will have great fun telling you the sounds they have learnt in the classroom. We have been very lucky to get a new reading dome which gives children a great comfy place for them to sit down and look at a book.

In Maths we have continued our learning about 1, 2 and 3. We have begun to dive deeper into the numbers by seeing what shapes and objects have 1,2 and 3 sides. We have also looked at working out one more and less and how many ones each number consists of.

In our topic, for Anti-bullying week, we have been looking at how we show kindness, the class managed to produce a list as long as our whiteboard! We then had a go at making kindness puzzle pieces to help remind us of all the ways to be kind to others. We also began to think about what to do if someone is not being kind, I was very impressed with the children's responsible and thoughtful responses. Next week, we will be exploring how and why hedgehogs hibernate.

Miss Silverthorne

## DAFFODIL

It was great to have the opportunity to speak with most families at parents evening. If you didn't get a chance please feel free to email me to arrange a call next week.

This week we have explored in the maze in topic, looked at treasure maps and tea stained our own maps.

In maths we have looked at subtraction by crossing out and working out the difference.

In English we have been inventing our own worst story where our character goes on a journey through other settings.

Miss Jackson and Mrs Cook

## SUNFLOWER

### Our learning

This week in year 2, children have continued their maths learning on multiplication, using their new understanding of columns and rows to explore arrays. By arranging equal groups of objects in to ordered rows (arrays), children are easily able to count on in multiples of 2, 5, 10 and are beginning to count in 3s.

The children are also doing really well at learning their remaining phonics sounds. Miss Jeffries' group are now learning Set 3 sounds (the final set) and my group have been using their Set 3 sounds to read and spell ambitious words like *congratulations, celebration, scrumptious and exploration*.

In Topic, we have made old maps of London. Children explored modern day maps showing the area damaged by The great Fire and used these to mark the significant landmarks on their old, wrinkled, stained, and damaged maps from 1666.

In Science, we have been investigating the immediate effects of exercise on the human body using observations and some scientific equipment, and carefully recording our findings.

### Class notices

I would like to introduce two additional staff who have temporarily joined us in Year 2. Both have been with us for a few weeks now and are completing placements as part of their studies. Miss Hussain is an apprentice TA and Miss Lollover is a student teacher completing her PGCE. We warmly welcome them both to Sunflower Class.

Headlice have been reported in year 2. Please check your child(ren) and treat accordingly.

Class rep - I would like to thank both Jess and Nadine for their continued support, throughout KG and in to Y2. The role of rep is so valued by the staff and parent body alike. Jess is going to continue as Sunflower Class rep and Nadine will now act as rep for Orchid Class (reception). We hugely appreciate your continued commitment to our school and our wonderful children!

Have a lovely weekend everyone.

Miss Roberts

## IRIS and PEONY

This week we are very excited to welcome back Miss Griffith.

We have been doing assessments in English and Math's. The children in both classes have shown great determination and resilience.

It is road safety week, so we have been creating posters and practicing our oracy skills by giving out advice to one another on how to stay safe around roads.

In History, we have begun to learn about what life was like during the war. The children wrote letters to Walter Tull asking him questions about the trenches and his experience. The children were very inquisitive and very keen to share the facts they had researched for their homework.

In science, they collated facts about animal diets in preparation for writing a fact file. They learnt about omnivores, herbivores and carnivores. Well done on another fantastic week Year 3.

Miss Butterfield-West and Miss Griffith

## FOXGLOVE

Foxglove Class have had another exciting, learning week.

In Maths, we have been working on finding the perimeter of shapes, through using concrete manipulatives, adding the measurement of each side of a shape and through calculating the perimeter using known facts about shapes. For example: if we know that a square has 4 equal sides, do we have to measure each side or is there a quicker way to calculate the perimeter?

In English, we have created our own Tool Kit of what writing tools, tricks and tips we can use to create suspense in our story writing.

We have analysed Adventure at Sandy Cove to magpie some ideas from the author James Walker.

This method of practising using a tool kit has proved to be invaluable to children.

In Art, we have taken advantage of this week being National Road Safety Week and so we have designed and made our own posters to highlight the important things children can do to keep themselves safe on the street.

This has been a great opportunity to revisit road safety rules and for the children to really think about themselves out of school and their own responsibility to be safe.

In Topic, the children have been learning about the grid references used in Atlases and maps of Great Britain and Ireland to locate important landmarks and cities.

In Science, this week we have been investigating the question... Does temperature effect the rate at which a solid melts?

The children were very keen to design a test and to predict the outcome of our test.

Using chocolate and a water bath with water at various temperatures, the children watched with interest as their predictions played out...

Mrs Painter

### SNAPDRAGON

Dear parents/guardians

It was lovely to speak to you this week, despite the odd technical glitch. I really appreciate the help, understanding and empathy which you showed, thank you.

The English writing has been amazing, the sci-fi version of Jack and the Beanstalk is coming to a conclusion, I look forward to sharing some finished writing with you, I have been continually impressed with the imagination and creativity shown.

We have been developing our division skills and long division skills, the children are becoming more confident and some have become long division experts. Year six and some year fives have also been learning about 'mean, mode and median.'

Next week in Science we will be planning our next experiment which is about fabrics and their insulating properties.

Egyptian work has been enjoyable, and we have continued to learn about different aspects of Egyptian life. Thank you to those of you who completed the hieroglyphics homework and thank you for the extra touches like staining the paper, made for some great homework. I'll be setting a quiz this week on teams.

Stay safe and if there are any problems let me know.

Mr Youngs

## SPANISH

*Year 1:* This week we have continued to learn the numbers 1-10 in Spanish through repetition and games. We will also watch a song about numbers in Spanish.

*Year 2:* This week we have continued to learn animals in Spanish through games and the book 'Oso Pardo, Oso Pardo'. We have also watched a reading of the book 'Oso Pardo, Oso Pardo' and did a matching worksheet.

*Year 3:* This week we have continued to learn fruits and use verbs of like and dislike in Spanish through repetition, song, games and videos.

*Year 4:* This week we have continued to learn family vocabulary in Spanish through games such as: beat the teacher, bingo and blind noughts and crosses. We have also created a short family tree.

*Year 5/6:* This week we have continued to work on pets. We have started to learn about adjectival agreements with nouns and colours in Spanish. We will also play games to revise and learn the vocabulary.

Mrs Gardner – Malchiodi

## CRAFT

Zed finished his beautiful bear this week. Well done Zed, you should be very proud of him.



## P.E.

Another great week with the Avanti family! We hope you have enjoyed it as much as we have. This terms' topics are now firmly underway, we have been witness to some amazing skills over the last week - my favourite has to be Olivia's fabulous cartwheels in gymnastics! Another mention goes to Sonny - his peer to peer coaching was exemplary. Lets keep working hard everyone and strive to improve in the week ahead.

This week with year 2 we started our topic of Dance, which was a great success and the children loved getting stuck into new ways of travelling and learning how to mime and copy.

Year 1s highlight was a brilliant yoga session - practicing poses that represented animals. They all had a very scary ROAR! I've been so pleased with how Year 3 have picked up basic Netball skills so far. Excelling in the chest, bounce and overhead passes.

This week year 4 worked on their ability to identify space in netball and did an amazing job at working as a team and using correct netball passes to use the space.

Year 5 and 6 showed off their amazing abilities to tumble in gymnastics doing cartwheels and forward rolls and I saw some impressive diving forward rolls.

Be the best version of you...

Mr Davies, Mr Gill, Mr Evans, and Mr Dyer.



## WOW OF THE WEEK

EYFS: This week in Orchid class we have been look at the ways we can show kindness. All the children amazed me with all the different things that they came up with. This week's WOW work goes to Abdulrahman. Whilst drawing his kindness puzzle piece he said "I'm helping my mum to carry a bag full of food shopping" we all in Orchid class felt this was a very thoughtful and kind idea to come up with. Well done Abdulrahman!





Year 1:

Duke

Duke has made us feel so proud this week! He has used all his sounds to write some really tricky words for his delicious food that his character will send to Grandma. Super well done Duke!!

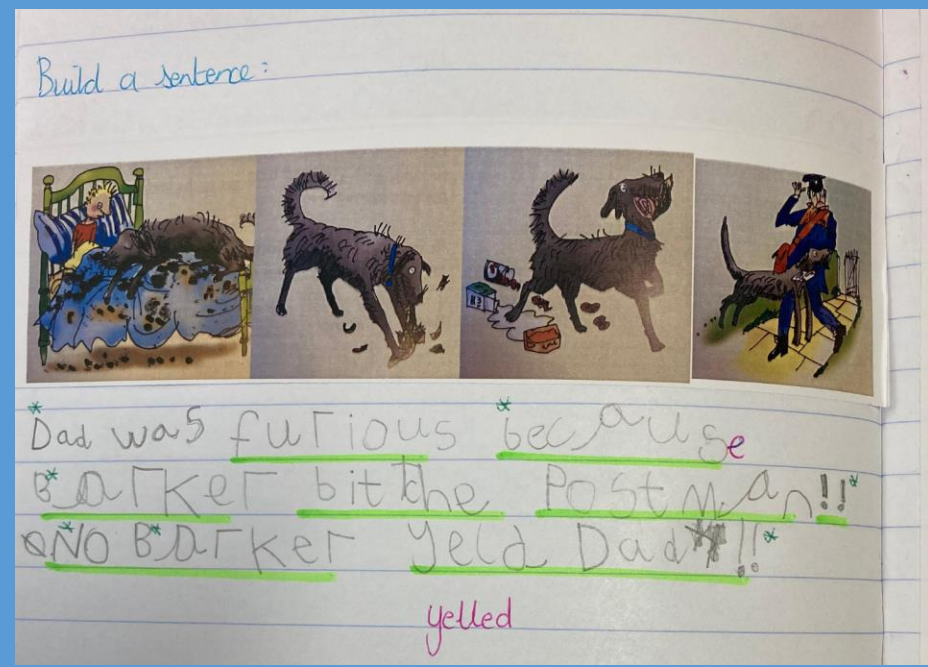
Oscar

Oscar has really wowed us with his work this week!! He has thought of some delicious food for his character to take to grandma and used some really tricky sounds to spell them out. Well done Oscar you should feel so proud of yourself!!

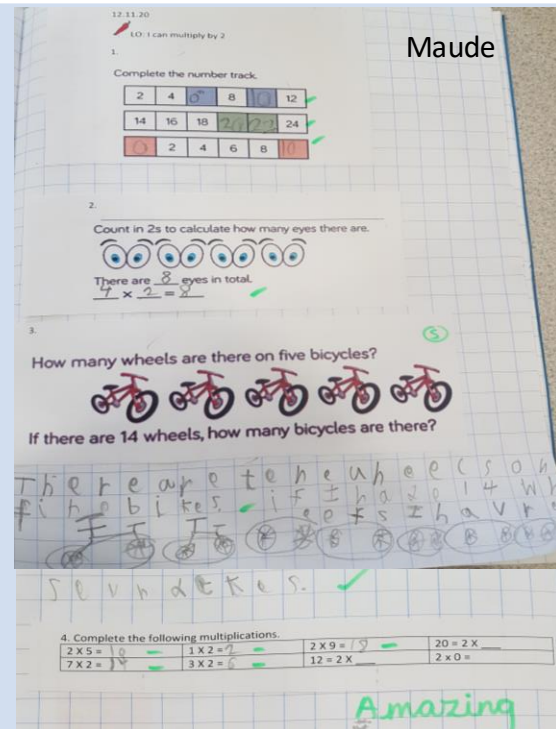




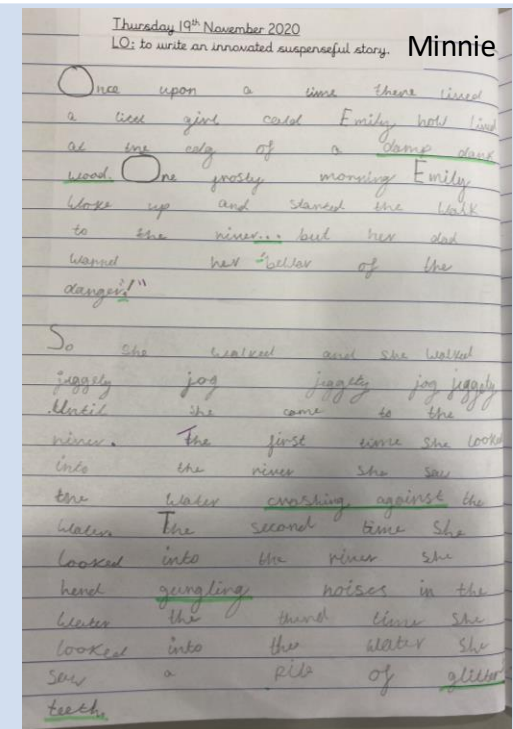
Year 2: This week's Wow! work comes from Ember. We were so impressed with Ember's writing in her *Build a Sentence* activity. Ember took the simple sentence "Dad was angry" (linked to our story book) and independently built a much-improved sentence around it. I particularly like her use of the word *furious* and her use of the conjunction *because* to give the reader more information. As well as her brilliant ideas, Ember has also remembered to use all the punctuation and pre-cursive letter formation she has learnt so far AND used her Set 3 sounds for spelling. Phew! What a great job, Ember! We are very proud of you.



Year 3: Iris : Maude is this week's wow work. She has shown incredible determination in Maths this week. Not only has she been really focused but I can clearly see the improvement she is making. The example here is of her work on multiplying by 2. Maude used the resources around her in a very constructive manner which led to her completing each question correctly.



Peony : Wow work of the week goes to Minnie. She has shown immense effort in starting to write her innovated suspense story. She listened to feedback to up level her sentences and make her work fantastic.



Year 4:

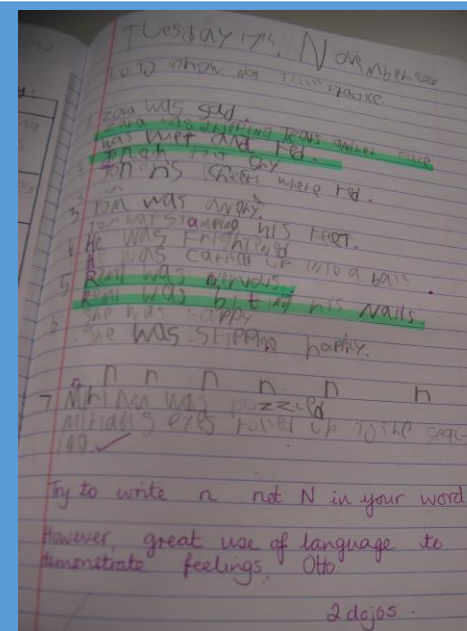
We were creating a tool kit for Suspense writing. We practiced an exercise called 'Show not Tell' where the children had to take a sentence and re write it using descriptions rather than verbs.

Our first sentence was: Zara was sad.

Otto composed an amazingly descriptive sentence to replace this:

Zara was dripping tears and her face was wet and red.

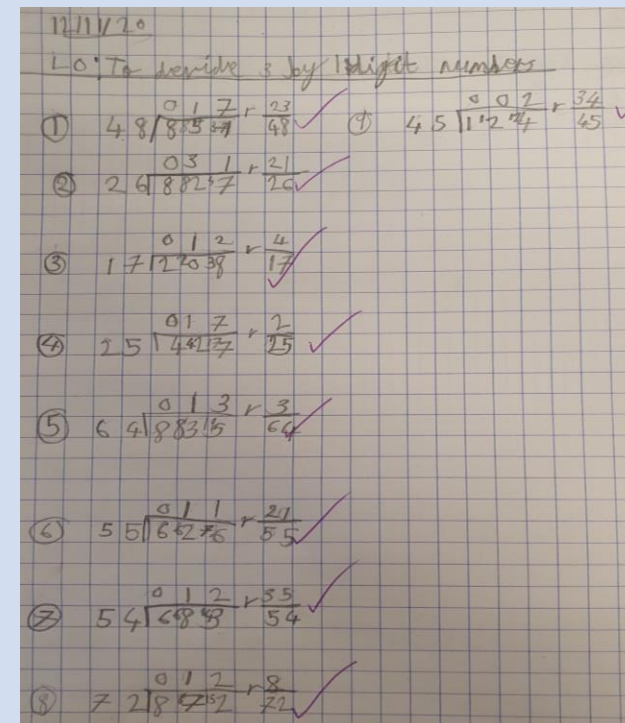
This won our WOW work this week.





Year 5/6:

This week's WOW work is by Kelcey.

She has independently been able to complete long division problems with confidence. She has listened, persevered and can explain how she has worked out the problems. Well done.



This week we have been thinking about Road Safety Awareness and Anti-bullying week in our morning assemblies. Here are **Peony** with their Road Safety Certificates and some brilliant examples of the Road Safety Posters they drew.



## UPDATED TIMETABLES – GLOSSARY OF TRICKY SUBJECT TERMS

### Reception:

- PSED – Jigsaw - Personal, social and emotional development supported by Jigsaw (see detail below)
- Funky Fingers/Dough Disco – A fun activity to support reception age children to develop fine motor skills. It strengthens the muscles in our hands and develops hand-eye co-ordination which will later enable the children to hold a pencil correctly and use it effectively.

### All other year groups:

- PE – Physical Education
- PSHE/Jigsaw - Personal, Social, Health and Economic education (delivered through a reputable scheme of work called Jigsaw - "the mindful approach to PSHE")
- Literacy – TFW stands for talk for writing, an outstanding approach developed by Pie Corbett in the art of using oracy to teach writing.
- BV assembly – British Values assembly
- RRS assembly – Rights Respecting assembly
- Celebration assembly – An opportunity to celebrate WOW work, reading karate bands and Dojo points for the week
- RE – Religious Education
- Craft – Handwork with Mrs Cook



Molly and Izzy enjoy a book in Reception's Reading Dome

## UNIFORM

The orders that have been placed for free school jumpers are now being processed. This flyer includes details of how to place an order for any additional items you may wish to purchase, with some additional guidance on measuring and a size comparison guide. If you would like to receive your items before the next term the deadline for ordering is the **1<sup>st</sup> December**

## IMPORTANT WASH CARE INSTRUCTIONS



Always refer to your garment care label to ensure that your uniform looks as good as new for as long as possible. We produce tough, hardwearing uniform, however it is important that you follow the care labels correctly to ensure you get the best out of your purchase.

- Turn garments inside out to wash and dry
- Fasten any buttons before washing
- Do not overload machine
- Iron inside out on a cool setting to avoid heat damage, which can cause a shiny surface on fabrics (do not iron knitwear or cuffs and welts on sweatshirts)
- Bobbling/Pilling is caused by friction and excessive heat. It is also known within the British textile industry that fabric softeners are a major cause of bobbling/pilling of the fabric. Bobbling/pilling often disappears over time and is not a reflection on the quality of the garment.

### Washing symbols and their meaning

Always check the label!!



Machine wash at temperature stated



Hand wash only



Do not bleach



Tumble dry at temperature stated



Do not tumble dry



Dry clean only



Iron at temperature stated



Do not iron



Do not wring out

## Order Your School Uniform Online



## Parents Direct Delivery

**FREE**  
delivery on  
orders over  
**£50.00**



### IMPORTANT SUMMER HOLIDAY ORDER INFORMATION

Place your order before **1st August**  
for delivery before the  
start of term

**SUPPLYING  
SCHOOLS**  
Since 1990

[www.brigade.uk.com](http://www.brigade.uk.com)

Register today to avoid missing out on Brigade promotions or important notifications by logging onto [www.brigadeparents.info](http://www.brigadeparents.info)

**ONLINE ORDERING:** [www.brigade.uk.com](http://www.brigade.uk.com) then select the PARENTS CLICK TO ORDER HERE link

**PARENT ENQUIRIES EMAIL:** [sales@brigade.uk.com](mailto:sales@brigade.uk.com)

## HOW TO MEASURE YOUR CHILD

Measure the actual body measurements as this is far more accurate than measuring over clothes.

**CHEST:** Measure around the chest at the fullest part, placing the tape close up under the arms.

**COLLAR:** Measure around the base of the neck where the collar sits, inserting two fingers between the neck and tape to allow growth

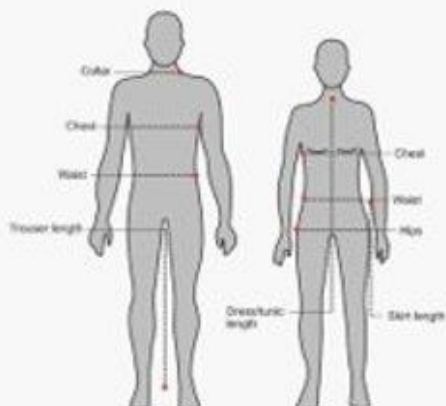
**WAIST:** Measure around the natural waistline.

**TROUSER LENGTH:** Measure the inside leg from crotch to floor without shoes on.

**HIPS:** Measure around your hips, 20cm (8") below your natural waistline.

**SKIRT LENGTH:** Measure from the waist down to where you would want the hem

**DRESS & PINAFORE LENGTH:** Measure from nape of neck to length required.



## HOW TO USE THIS SERVICE

### INSTRUCTIONS

1. Log onto [www.brigade.uk.com](http://www.brigade.uk.com)
2. Click on the parents click to order button
3. Enter your child's school name
4. Select the school from the drop down list provided
5. Follow the online instructions to place your order

### Free delivery on orders over £50.00

(parents clubbing orders together can take advantage of this)

£3.99 delivery fee applied for all orders under £50.00

### IMPORTANT INFORMATION ON SUMMER HOLIDAY ORDERS

July to September is a busy time for ALL uniform providers!

Place your order BEFORE 1st August for delivery before the start of term

We cannot guarantee orders placed after this date will be delivered in time for the start of the new term.

### ORDER SATURDAY OR SUNDAY FOR FASTER DELIVERY!

## PRIMARY UNIFORM - SIZE COMPARISONS

### Brigade Sweatshirts and Sweatshirt Cardigans/Polo Shirts/T-Shirts

|       |     |     |     |     |      |        |       |       |
|-------|-----|-----|-----|-----|------|--------|-------|-------|
| Chest | 22" | 24" | 26" | 28" | 30"  | 30/32" | 32"   | 34"   |
| Age   | 2-3 | 3-4 | 5-6 | 7-8 | 9-10 | 9-11   | 10-11 | 12-13 |

### Knitwear Jumpers (Acrylic, 50/50 and Contrast Stripe)

|       |     |     |     |     |      |       |       |       |
|-------|-----|-----|-----|-----|------|-------|-------|-------|
| Chest | 22" | 24" | 26" | 28" | 30"  | 32"   | 34"   | 36"   |
| Age   | 2-3 | 3-4 | 5-6 | 7-8 | 9-10 | 11-12 | 13-14 | 15-16 |

### Blazers

|       |     |     |     |     |      |       |
|-------|-----|-----|-----|-----|------|-------|
| Chest | 22" | 24" | 26" | 28" | 30"  | 32"   |
| Age   | 2-3 | 3-4 | 5-6 | 7-8 | 9-10 | 11-12 |

### PE Shorts

|       |        |        |        |        |        |
|-------|--------|--------|--------|--------|--------|
| Waist | 14/16" | 18/22" | 22/24" | 26/28" | 30/32" |
| Age   | 3-4    | 5-6    | 7-8    | 9-11   | 12-13  |

**PLEASE NOTE:**  
The sizing comparisons are for guidance only and are NOT applicable to all our products.

## SENIOR UNIFORM - SIZE COMPARISONS

### Blazers

|        |     |      |       |       |       |     |     |     |     |     |     |     |
|--------|-----|------|-------|-------|-------|-----|-----|-----|-----|-----|-----|-----|
| Chest  | 28" | 30"  | 32"   | 34"   | 36"   | 38" | 40" | 42" | 44" | 46" | 48" | 50" |
| Age    | 7-8 | 9-10 | 11-12 | 13-14 | 15-16 |     |     |     |     |     |     |     |
| Female | 6   | 8    | 10    | 12    | 14    | 16  | 18  | 20  | 22  | 24  | 26  | 28  |
| Male   |     |      |       | XS    | S     | M   | L   | XL  | 2XL | 3XL | 4XL | 5XL |

### Knitwear Jumpers (Acrylic, 50/50 and Contrast Stripe)

|        |     |      |       |     |     |     |     |     |     |     |
|--------|-----|------|-------|-----|-----|-----|-----|-----|-----|-----|
| Chest  | 28" | 30"  | 32"   | 34" | 36" | 38" | 40" | 42" | 44" | 46" |
| Male   | 7-8 | 9-10 | 11-12 | XS  | S   | M   | L   | XL  | 2XL | 3XL |
| Female | 6   | 8    | 10    | 12  | 14  | 16  | 18  | 20  | 22  | 24  |

### Brigade Sweatshirts and Sweatshirt Cardigans/Polo Shirts/T-Shirts

|          |     |      |        |       |       |     |        |        |        |
|----------|-----|------|--------|-------|-------|-----|--------|--------|--------|
| Chest    | 28" | 30"  | 30/32" | 32"   | 34"   | 36" | 38/40" | 42/44" | 46/48" |
| Age/Size | 7-8 | 9-10 | 9-11   | 10-11 | 12-13 | S   | M      | L      | XL     |

### PE Shorts

|          |        |        |        |        |        |        |
|----------|--------|--------|--------|--------|--------|--------|
| Waist    | 22/24" | 26/28" | 30/32" | 34/36" | 38/40" | 42/44" |
| Age/Size | 7-8    | 9-11   | 12-13  | S      | M      | L      |

### TIES (For Primary and Senior Schools)

|                |         |         |         |        |        |        |     |        |         |        |
|----------------|---------|---------|---------|--------|--------|--------|-----|--------|---------|--------|
| Tie Style/Size | Elastic | 9"      | Clip on | 12"    | 14"    | 16"    | Tie | 39"    | 45"     | 52"    |
| School Age     |         | Inf/Jnr |         | Junior | Junior | Senior |     | Junior | Jun/Sen | Senior |

## CHRISTMAS JUMPER DAY – FRIDAY 11th December

Dear Parent/Guardian,

On Friday 11 December, Avanti Gardens School will be taking part in Save the Children's Christmas Jumper Day. We're asking families to donate £1 or however much they can give, to help transform the futures of children in the UK and around the world. Save the Children make sure children are kept safe, healthy and learning, and change the future for good.

It does not need to be a Christmas jumper, it could be your favourite or silliest jumper – There are decorating templates online at [christmasjumperday.org/schools-pack](https://christmasjumperday.org/schools-pack) if you want to jazz up an old jumper at home.

To make donating easier and safer this year we've set up our own Just Giving page. You can donate directly here:

<https://www.justgiving.com/fundraising/cjd200000820> Please note, JustGiving only accepts a minimum donation of £2. Therefore, if your donation is less than £2 you can:

- Donate via Save the Children's website at [www.christmasjumperday.org](http://www.christmasjumperday.org). Please use our school's reference number CJD200000820 on any donation made. The donation form will be live closer to the big day!
- Bring in cash donations and the school will pay it in directly.

We'd really appreciate your support to make Save the Children's Christmas Jumper Day a success – it's a great cause, so together at school, we'll be helping to create a brighter future for children, we can make the world better in our sparkly, silly sweaters!

Woolly wishes,

Avanti Gardens School



## Online Learning: Parents Guide (in the event of a bubble closure)

### What you can expect from us:

- 30 minutes of teaching via Google classroom from Monday to Thursday (Maths, Reading, Writing & Topic)
- A 1-1 phone call via Google classroom in order to mark work and give further personalised support on learning
- A small group tutoring session on Friday in order to develop learning for a specific group.
- All work for the week to be posted on Google classroom, along with supportive materials to guide children's learning at home. SEND pupils will have access to differentiated/adapted work as per normal.

### Google classroom:

- All class teachers have now set up a Google classroom for their group. All parents were sent the details of their child's login on 6th November 2020.
- This is the platform that your child's teacher will use to support home learning delivery.
- Parents will need to support their child in logging onto Google classroom and by 9:00 this is when the live learning shall begin.
- Slots for the children's 1-1 phone call will be posted on the classroom from Monday morning, in order for parents to note down when their child's phone call will be made.
- Small group tutoring sessions will be posted on the classroom from Thursday afternoon, once the teacher has given thought to what groups the children need to work in.

### What if I cannot access Google classroom?

As you may or may not be aware, in the Spring and Summer terms when school attendance was restricted due to Covid – all staff posted learning on a Home Learning drive. That 'Home Learning' drive can still be found here: <https://avanti.org.uk/avantigardens/>

If you click on Local Lockdown – you will find your child's class and the work set for the week. Your child will also still receive a weekly phone call via parent mobile/landline number.

### What if I do not have a computer?

If you do not have access to a computer, please ring the school and we will print the work for you. These printed copies will then be delivered by a member of the leadership team.

**The leadership team are currently looking at how many potential clashes there may be for siblings whose bubbles close at the same time.**

**Please bear with us whilst we come up with a staggered timings back up plan.**



## ON – LINE SAFEGUARDING



### TickTok offers parents more control over children's accounts.

TickTok is expanding its parental control features this week to give parents more options over what their children can see and how private their account is.

Parents will now be able to restrict who can comment on their teen's videos. who can view their account and who can see what videos they have liked.

This allows parents to limit an account so that only their children's friends can see what they have been up to.

Parents will now be able to stop their child from searching for videos, users, hashtags or sounds which could make it harder for them to find undesirable content on the app.

The options are part of TickTok's family pairing feature which lets parents connect to their kid's account and the set limits on it. But ticktok makes it so that a teen can disable the feature- parents will be notified if they do this

### Dangerous Sharenting Practices putting children and young people at risk.

There has been a sharp rise in the number of parents innocently sharing images of their children accompanied with certain hashtags or filled with identifiable information.

Risks include- inclusion of school uniforms/ indications of location. Putting children on Child Protection Plans at risk, Criminals collecting DOB data from hospital photos and more.

For more information on sharing and advice on staying safe, read this link: <https://ineqe.com/2020/07/30/safer-sharenting/>

| 175 NON SCHOOL DAYS A YEAR  |   |  |   |   |   |
|---|---|--|---|---|---|
| 175 days to spend on family time, holidays and other appointments |   |  |   |   |   |
| 190 School days for each child's education                        | 10 days of absence<br>180 days of Education | 19 days of absence<br>171 days of Education          | 29 days of absence<br>161 days of Education | 38 days of absence<br>152 days of Education       | 47 days of absence<br>143 days of Education |
| 100%  | 95%   | 90%  | 85%   | 80%   | 75%   |
| <b>Good<br/>Best Chance of Success</b>                            |   | <b>Serious Concern<br/>Penalty Notice Considered</b> |   | <b>Severe Risk<br/>Prosecution / Court Action</b> |   |

| w/c<br>16.11.20 | Mon   | Tues  | Wed   | Thurs | Fri |
|-----------------|-------|-------|-------|-------|-----|
| 95.1%           | 92.6% | 95.2% | 95.3% | 96.8% | 96% |

# AVANTI GARDENS VIDEO

Please click on the link below to watch a video about our school

<https://www.youtube.com/watch?v=KGAHLMAPtzi&feature=youtu.be>



AVANTI SCHOOLS  
TRUST