



AVANTI GARDENS
SCHOOL

Avanti Gardens Family Bulletin

Welcome to the AGS Family Bulletin. In this communication with parents and carers, we aim to bring together our whole school community by sharing information

MESSAGE FROM THE PRINCIPAL :

Dear Families,

I write to you this week after the Department for Health and Social Care announced that Bristol will be placed into Tier 3 (Very High Alert) from 02.12.20. Please refer to my letter sent this morning for further details, which can also be found on our website.

The team and I have enjoyed working hard on our curriculum enrichment week, whilst making sure that we make the most of every minute for learning. Staff have impressed me by showing their ongoing commitment to keeping each other, pupils and families safe by following Hands – Space – Face. Pupils have impressed me this week with their unwavering curiosity to learn and work together – their perseverance is the source of my motivation this week. I am proud of the progress that all pupils are making and am happy with the way pupils have adapted and meet the high standards of behaviour and learning set by leaders and teachers.

Families this week have continued to partner with the school to overcome challenges on individual or whole-school issues. My thanks in particular go to parents of pupils who have self-isolated due to potential cases, helping us remain safe.

I would encourage families to follow and engage with the school on twitter, where we aim to have increased to daily updates in January. The school handle is @SchoolAvanti

I wish families a restful and safe weekend: the team and I look forward to welcoming the school community back on Monday.

Yours Faithfully,
Mr Milum



CLASS UPDATES

RECEPTION

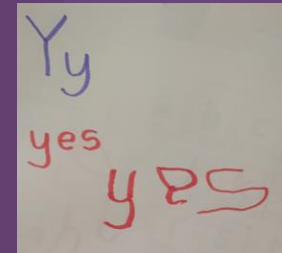
This week the children have learnt the sounds th, z, ch, qu, x. The children have had great fun using their sounds to begin to write; to writing messages on little post it notes and envelopes to marking our playground using the chalk. The children have also had great fun accessing our new literacy shed which is full of mark making tools and books. In maths we have continued our learning about 1, 2 and 3. We have been looking at where the numbers appear on the clock. We have been playing games this week to help us understand the different ways to make 3. In our topic, we have had great fun learning about hibernation. The children have worked together to help our classroom hedgehog to go on a safe and warm hibernation by making lots of paper leaves. We have also made a great start in learning three of our nativity songs.

Miss Silverthorne



Working from home

Thomas has made this beautiful picture and has been practicing his handwriting.



DAFFODIL

We have been very kind this week and celebrated difference through story time and circle time.

Year 1 have had a busy week, in maths some children have started exploring 2D and 3D shapes, using feely bags to feel their edges and corners. We have also experimented with which shapes can roll and which can't and why. Other children have been looking at subtraction, using a variety of strategies e.g. crossing out, a number line and concrete resources.

In English we have continued inventing our own stories about going on a quest, we have been coming up with alternative endings and sharing our work with the class. We have continued consolidating our set 2 sounds in phonics.

In Science we have explored materials and discussed how our life would be different if everything we touched throughout the day turned into something bendy. In topic we have listened to a story from famous explorer Amelia Earheart and talked about where we would like to explore in the world and made postcards. In art we have made Christmas decorations for each other, being thoughtful about what someone else would like.

Next week we will be talking about weather in topic, we will be looking at writing letters to father Christmas in English and thinking about how we can do things for others.

Miss Jackson and Mrs Cook

SUNFLOWER

This week Year 2 have continued their maths learning on multiplication using arrays. They are now able to read repeated addition number sentences (eg, $5+5+5+5=$) and articulate exactly what they need to do to solve them. Children can say how many columns they will need in their array and how many items in each column. Once the array is made or drawn, children can count on in multiples of 2,3, 5 or 10 to find the answer.

In literacy, children have written their own versions of Little Charlie and have thoughtfully changed the settings and characters. They have produced wonderful, enticing book covers displaying the title and author of the story. They are looking forward to bringing home a copy of their book to share with you.

Our topic learning on the Great Fire of London has been a marvellous and messy affair! We have been working in art to create collages of the fire and timber framed houses. In Topic, we worked as a team and attempted to pass buckets of water along a class line without spilling it, in the same way that Londoners did in 1666 in an attempt to put out the fire.

We have had lots of fun this week and have worked really hard. Well done Year 2!

Have a lovely weekend everyone.

Miss Roberts

IRIS and PEONY

This week in year 3, we have finished our innovated suspense stories and developed our skills in showing, not telling by creating a rich and varied vocabulary. Next week we will begin to invent our own suspense stories and we cannot wait to hear all the creative ideas the children come up with.

In math's we have focused on multiplying and dividing by 3. We have learnt a variety of ways to do this, such as repeated addition, number lines and arrays. Next week we will continue to develop and deepen these skills.

On Monday we found out more about Walter Tull and the trenches. We then used this information to write a letter responding to our questions from the previous week.

Well done for all your hard work this week and we hope you have a lovely weekend!

Miss Butterfield-West and Miss Griffith

FOXGLOVE

Foxglove Class have had another exciting, learning week.

In Maths, we have been learning about multiplication. We started by finding groups of an equal number; using counters and adding each group.

Next, we used repeated addition, now we understand how to multiply we are working on our times tables every day.

In English we put our Tool Kit to good use by writing our own stories based on Adventure at Sandy Cove, using all the tricks and tips we have learned to help create tension, suspense and action. This is a great technique for drawing in our audience.

In Art this week we have been designing our very own treasure chests.

Secret pockets, imaginary keys, objects encrusted with jewels and velvet are some of our ideas.

Our thoughts are with Jim Hawkins at the Admiral Benbow and how his story develops in Treasure Island.

In Topic the children have been learning about the grid references used in Ordnance Survey maps.

We have studied an area of Purbeck and South Dorset: Map 15.

Using our knowledge of map making we have been creating our own Treasure Island maps using the O.S system and key for landmarks.

In Science this week we have been investigating the question.... What is evaporation?

The children were very keen to design a test and to predict the outcome of our test.

We boiled water in a kettle and caught the steam in a glass beaker, where had it gone?

Why were there water droplets in the beaker?

What had happened?

We discussed breathing on to a car window or a bedroom window in the winter and writing our names in the condensation.

Karate Bands Please note that your child's reading record must be signed and dated by an adult at home (or at school) for it to count towards a Karate band.

Many thanks for your support.

Mrs Painter

SNAPDRAGON

Dear parents/guardians

Another week has gone by and our epic stories are close to being finished. Thank you to those of you working with me and getting homework completed.

In English, we are working towards completing two writing tasks. The science fiction stories are close to being completed and I will send home copies when we have our finished. We are also writing instructions on how to make a mummy. The instructions that involved using the 'brain hook' have been particularly gruesome.

This week has seen us start to work on fractions. We have worked on how to complete fractions of shape, equivalent fractions and how to work out fractions of numbers. The homework this week will cover these areas.

The new PE teachers have been enjoying teaching the class, can I just put a reminder in about appropriate footwear on Mondays please. From Monday we have a student teacher joining us in Snapdragon Class; Miss Rollason has been in class on Wednesdays for the last few weeks and she is looking forward to her time in class.

I have had to ask the children, in my best Scrooge manner, to tone down the Christmas excitement. We don't need red noses or Christmas hats as yet! Stay safe and if there are any problems let me know.

Many thanks

Mr Youngs

SPANISH

Year 1: This week we have continued to learn the numbers 1-10 in Spanish through repetition and games. We will also watch a song about numbers in Spanish.

Year 2: This week we have continued to learn animals in Spanish through games and the book 'Oso Pardo, Oso Pardo'. We have also watched a reading of the book 'Oso Pardo, Oso Pardo' and did a matching worksheet.

Year 3: This week we have continued to learn fruits and use verbs of like and dislike in Spanish through repetition, song, games and videos.

Year 4: This week we have continued to learn family vocabulary in Spanish through games such as: beat the teacher, bingo and blind naughts and crosses. We have also created a short family tree.

Year 5/6: This week we have continued to work on pets. We have started to learn about adjectival agreements with nouns and colours in Spanish. We will also play games to revise and learn the vocabulary.

Mrs Gardner – Malchiodi

P.E.

We have all been working hard this week to practice all the skills we have learnt from our first two lessons. The children have continued to impress us with their commitment and enthusiasm for all things PE. There has been lots of lovely success stories this week with some lovely peer assessment in year 3 courtesy of Ezra, and a demonstration of exceptional 'flying' in gymnastics from year 5/6 to name a few.

This weeks' progress...

Year 1s really impressed with their bean bag control and underarm throws.

Year 2s this week learned about creating a sequence of five moves as their favourite animal.

Year 3 After mastering the three Netball passes, the year 3s had lots of fun working on dodging defenders with quick feet.

Year 4 have showed amazing progression in Netball! Using their teamwork passing the ball to teammates in clear, high quality space, scoring lots of points!

Years 5&6 (Gymnastics) applied what they had learnt in their past lessons into FLYING and landing. Jumping off of spring boards aiming for a prefect landing.

Be the best version of you...

Mr Davies, Mr Gill, Mr Evans, Mr Dyer

CRAFT

Reception are well on their way to finishing their gorgeous pompoms. I have been super impressed by their fine motor skills as making a pompom can be quite a fiddly challenge. Here are some pictures of Orchid class at work.



Leo weaves his thread so neatly!



Otis is a super enthusiastic pom-pom maker!



Erin and Hazel expertly working on their pompoms.



Year 1 are getting rather brilliant at warming up their fingers with finger rhymes and have been weaving with carnival coloured paper.

Year 2 are really flying with their knitting and many of the children can knit row after row without any help!!

Year 3 In year 3 the children are beginning their knitted bears or dolls, using a gorgeous selection of rainbow colours, and the lambs that were started last year are all quickly getting completed.



La Mya with her gorgeous brown bunny!



Qetarie with his beautiful lamb!



Demba proudly holding his new lamb!

Year 4 have worked really hard this week. Some children are well on their way to learning the new skill of crochet and the others are finishing their gorgeous dolls or bear that were begun last year. Here is Astrid demonstrating her super crochet skills.



Year 5 and 6 Wednesday afternoons are a hive of activity. This week saw our sewers sew their first few strips on their log cabin style patch work cushion cover. The cross-stitch work is looking exquisite and the crocheters are using a beautiful selection of rainbow colours.

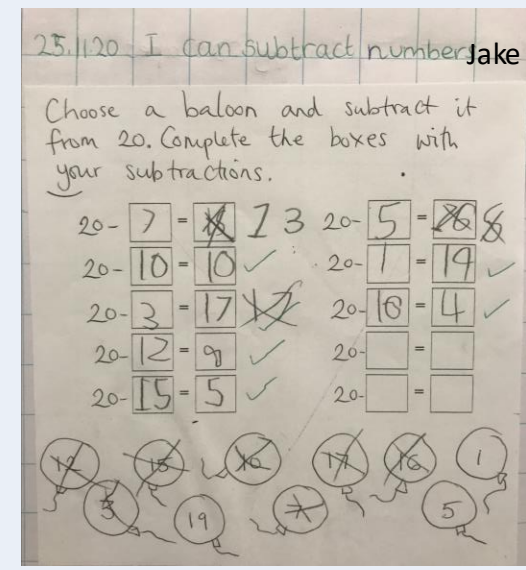

WOW OF THE WEEK

EYFS: This week in Orchid class we have been exploring how hedgehogs and other animals start their hibernation in the autumn. This week's WOW work goes to Frank who took his time to carefully mix the paints to make different autumn colours and used the leaves from outside to create a wonderful piece of art. Well done Frank!



Year 1: Sid has been focussing really hard on his handwriting, and reading his sentence back to make corrections. He has shown self-motivation to create an inventive story, using his sentence tool kit to present his ideas.


Jake challenges himself with the hot hot hot sheet using numbers up to 20. He is determined and tries hard. He has developed the confidence to work more independently, well done Jakey.



Year 2:

This week's Wow! work comes from Wilfrid. Wilfrid has created a beautiful Great Fire of London collage, selecting and using coloured tissue paper to make enormous flames and carefully cutting strips of black card to construct timber framed houses on top.

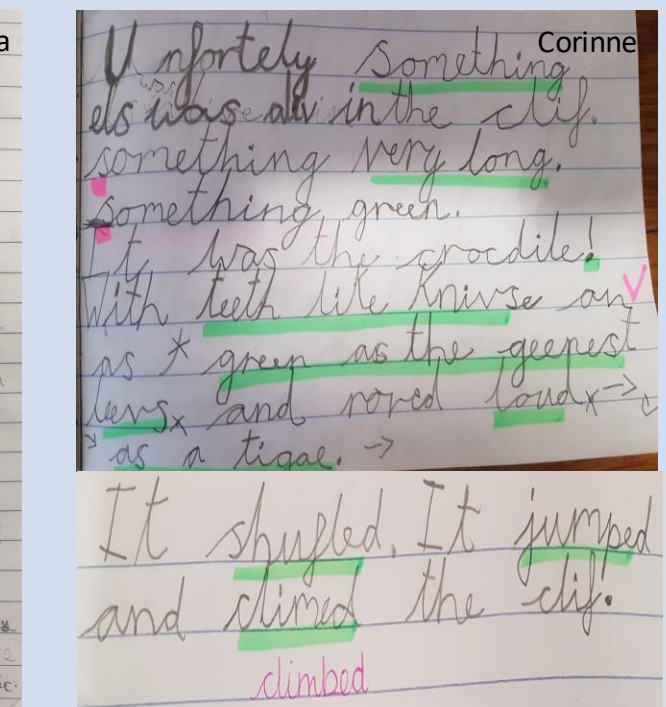
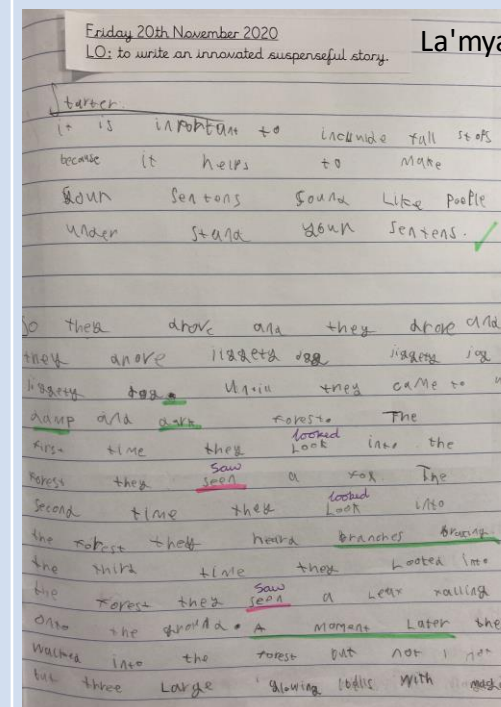
A wonderful piece Wilfrid - great work!



Year 3:

Peony: This week the WOW work goes to La'mya for her writing. When innovating our suspense story she paid close attention to the structure of the story to ensure that she was including the correct features. As a result she has produced a wonderful opening. Well done La'mya!

Iris: This week's wow work for Iris class goes to Corinne for her suspenseful story writing. Corinne has done a wonderful job creating suspense using metaphors and similes. This week, we have been working on verbs and their purpose in a narrative. In her story writing, Corinne is very confident in using a wide range of varied verbs to create a specific mood. Here is a great example of all her hard work. Well done!




Year 4: Wow work by Kaya.

We have been creating our own Treasure Island maps using grid references and Ordnance Survey symbols in topic, as well as reading the story of Treasure Island as a class.

Kayas map is stunning and we are hoping she'll add to it soon.



Year 5/6: Rose has worked hard in developing her skills working out fractions of number, her practice of multiplication and division is paying off and Rose has been able to impress herself with learning this new skill.



NOTICES

Christmas Lunch

Govinda's will be providing a Christmas Lunch on the same day as our Christmas Jumper Day. Friday 11th December. We can't wait to get into the festive spirit.

Flu Spray Monday 11th

The immunisation team will be here on Monday to deliver the vaccination to those who have consented.

Sporting Chance extra-curricular provision survey

We are exploring the possibility of starting some extra-curricular clubs after Christmas (term 3). We are keen to offer a programme of before / after school activities that meet the needs of children and families of Avanti Gardens. Please take a few minutes to complete the 7 questions in helping us shape our service at Avanti in 2021. We will be randomly selecting 5 completed entries to win a FREE place for term 3! Please follow the link to complete the survey.

[Sporting Chance Survey](#)



CHRISTMAS JUMPER DAY – FRIDAY 11th December

Dear Parent/Guardian,

On Friday 11 December, Avanti Gardens School will be taking part in Save the Children's Christmas Jumper Day. We're asking families to donate £1 or however much they can give, to help transform the futures of children in the UK and around the world. Save the Children make sure children are kept safe, healthy and learning, and change the future for good.

It does not need to be a Christmas jumper, it could be your favourite or silliest jumper – There are decorating templates online at christmasjumperday.org/schools-pack if you want to jazz up an old jumper at home.

To make donating easier and safer this year we've set up our own Just Giving page. You can donate directly here:

<https://www.justgiving.com/fundraising/cjd200000820> Please note, JustGiving only accepts a minimum donation of £2. Therefore, if your donation is less than £2 you can:

- Donate via Save the Children's website at www.christmasjumperday.org. Please use our school's reference number CJD200000820 on any donation made. The donation form will be live closer to the big day!
- Bring in cash donations and the school will pay it in directly.

We'd really appreciate your support to make Save the Children's Christmas Jumper Day a success – it's a great cause, so together at school, we'll be helping to create a brighter future for children, we can make the world better in our sparkly, silly sweaters!

Woolly wishes,

Avanti Gardens School



175 NON SCHOOL DAYS A YEAR					
175 days to spend on family time, holidays and other appointments					
190 School days for each child's education	10 days of absence 180 days of Education	19 days of absence 171 days of Education	29 days of absence 161 days of Education	38 days of absence 152 days of Education	47 days of absence 143 days of Education
100%	95%	90%	85%	80%	75%
Good Best Chance of Success		Serious Concern Penalty Notice Considered		Severe Risk Prosecution / Court Action	

w/c 16.11.20	Mon	Tues	Wed	Thurs	Fri
96.2 %	96 %	95.1 %	96 %	97.5 %	96.3 %

AVANTI GARDENS VIDEO

Please click on the link below to watch a video about our school

<https://www.youtube.com/watch?v=KGAHLMAPtzi&feature=youtu.be>



AVANTI SCHOOLS
TRUST