









Science: Please encourage your child to complete as many activities over the next couple of weeks.

<p>Describe your favourite plant Explain why do you like it what is so special about this plant/tree?</p> 	<p>Draw a map of where you live On it include a key showing where your local parks are and other places of interest.</p> 	<p>Write an acrostic poem on plants/trees</p> 	<p>To write a seed diary Plant a seed of your choice and observe it grow.</p> 
<p>Make a poster about the different plants/ trees Which pants/ trees do you see on your way to school?</p>	<p>Design a landscape garden</p> 	<p>Write a set of instructions Write a set of instructions telling someone how to plant and care for a seed.</p>	<p>To make a flick book showing how a seed grows using photos or make picture collage showing growth.</p>
<p>Compare and record the height of different plants/trees</p> 	<p>Design a sundial or a clock</p> 	<p>Investigate shoe size of your family members using a standard or nonstandard units and record it on a table or a graph</p> 	<p>Carry out an experiment Write and take photos of what happens when you put food colouring in the water of a white flower.</p> 