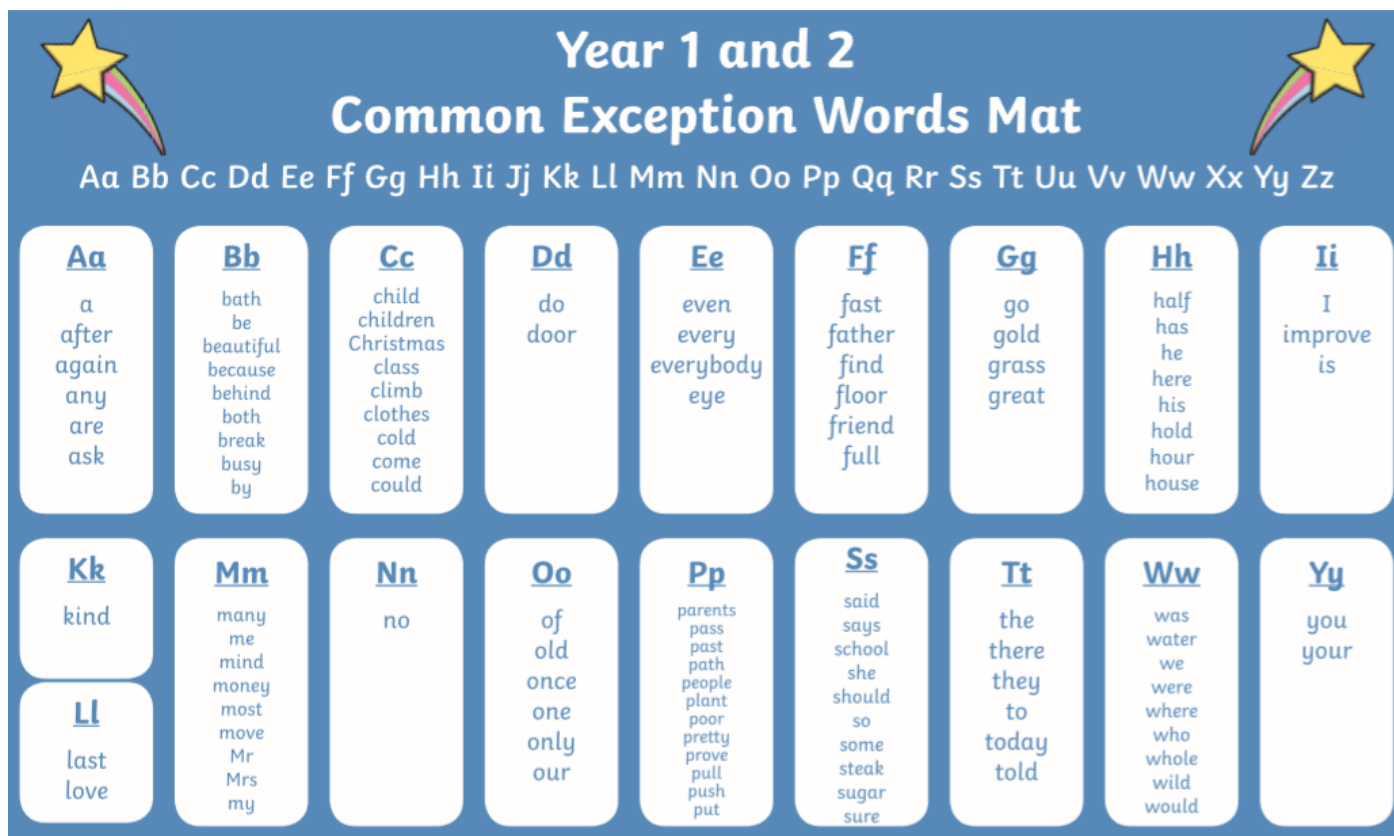


Year 1 - Easter Holiday Homework

Dear Year 1 Parents

Please help your child work through this booklet to reinforce and enhance their reading and writing. You will see there are some sheets for your reference and some reading comprehension for the children to complete, as well as a writing task. Please remember to read daily for 10-15 minutes on Bug Club too! If your child finishes their books, they can re-read them for fluency and focus on answering more comprehension and inference questions. Also, visit the local library to take out books!!

Use this mat (below) as reference – children should aim to read and spell these words independently. An important aspect is to help your child orally come up with sentences using the words below to help them understand in the context by which they should be used – you are **not expected** to write sentences using these words for homework!! They are not phonetically decodable so harder for the children to learn.



The mat features a blue background with two yellow stars with rainbow trails at the top corners. The title 'Year 1 and 2 Common Exception Words Mat' is centered at the top. Below the title, the letters Aa through Zz are listed in a single row. The words are organized into boxes by letter: Aa, Bb, Cc, Dd, Ee, Ff, Gg, Hh, Ii, Kk, Ll, Mm, Nn, Oo, Pp, Ss, Tt, Ww, and Yy. Each box contains the letter pair and a list of words starting with that letter.

Aa	Bb	Cc	Dd	Ee	Ff	Gg	Hh	Ii
a after again any are ask	bath be beautiful because behind both break busy by	child children Christmas class climb clothes cold come could	do door	even every everybody eye	fast father find floor friend full	go gold grass great	half has he here his hold hour house	I improve is
Kk	Ll	Mm	Nn	Oo	Pp	Ss	Tt	Ww
kind	last love	many me mind money most move Mr Mrs my	no	of old once one only our	parents pass past path people plant poor pretty prove pull push put	said says school she should so some steak sugar sure	the there they to today told	was water we were where who whole wild would
Yy								
you your								

Writing

Children should use an A3 or A4 sheet of paper to **make a poster** to write a recount of an exciting activity they took part in over the holidays. They should include sentences and photographs or drawings. Support your child by thinking about and using the correct sentence structure, past tense, describing feelings with reasons and exciting vocabulary. Please return this on the first day back in the new term.

* Nothing needs to be recorded in your child's homework book.

Reading Comprehension

The children are showing a better understanding of the books that they read according to their ability. Please remember to spend time asking your child questions when reading his/her book – there are examples of questions to ask on our website: <http://avanti.org.uk/avantihouse-primary/reading>.

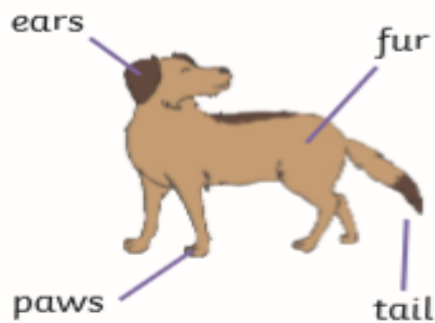
It is important for the children to start learning how to read a passage of text and answer questions based on the text by writing the answers on paper; therefore, we have given some for homework. If the text is too hard for your child, read it together and then answer the questions together. Children are allowed to read the text and questions as many times as they require.

Taking Care of a Dog



Having a dog is really fun because they love to play and go for long walks. You can teach them tricks and get them to fetch balls.

What does a dog look like?



What does a dog need?



What is a baby dog called?

Baby dogs are called puppies. Dogs give birth to lots of puppies in what is called a litter. When they are born, they are looked after by their mummy, who gives them milk to drink.

How do I keep my dog healthy?

Dogs need to run and play to stay healthy. They also need to go for walks every day and eat the right foods.

Questions

1. Which body part does a dog not have?

feather

fur

paws

2. What do dogs eat when they are born?

milk

biscuits

food

3. What do you call a group of puppies when they are born?

a pack

a herd

a litter

4. How often should dogs go for walks?

every two days

every day

every week

5. Find and copy one word that means 'get'.

6. Would you like to take care of a dog? Why?

7. Which other animal would you like to have as a pet? Why?

All about...

Barn Owls



Some barn owls are nocturnal but also they can be seen at sunset or early morning. They have a white, heart-shaped face and a white chest with small brown spots. Their back is tawny, marked with black and white spots. They are a similar size to a small cat.



Fascinating Facts

Barn owls make a screeching noise, not a hoot like the tawny owl.

Baby owls are called owlets.

Where Do They Live?

Barn owls live in a range of habitats including farm buildings, dovecotes, church towers, hollow trees and cliff sites. Some owls prefer to live in the open grasslands, farmlands and woodlands that are no more than 2,000 metres high. Some of these species are also found along the edges of woods.

What Do They Eat?

Barn owls eat mainly small mammals like voles, shrews, rats and mice. Sometimes they eat birds, insects and even frogs. On average, a wild barn owl eats about 4 small mammals per night, that's 1,460 per year.

Staying Safe

If they feel threatened, they will squint their eyes, spread their wings and sway their head back and forth, while hissing. If this does not stop their attacker, the barn owl will lie on its back and protect itself with its sharp talons.

Answer the questions below in full sentences.



1. What does a barn owl look like?

2. Where do barn owls live?

3. What do barn owls eat?

4. What do they do if they feel threatened?

5. What sound do they make?

6. What is a baby barn owl called?

Inference Home Learning – You do not need to write any answers, but work with your child using the pictures and questions to develop their inferencing skills and understanding.

Inference



*Why is the helicopter flying towards the boat?
Who do you think is in the helicopter?
How might the people on the boat be feeling?
What impact is the weather having on this scene?*

www.twinkl.co.uk

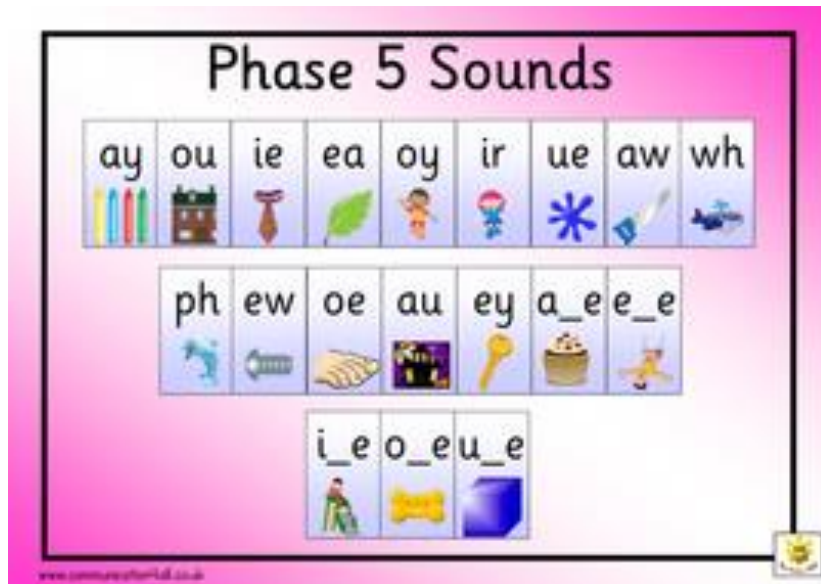
Inference



*What can you infer from this picture?
What makes you think that?*

www.twinkl.co.uk

Phonics – Please see the sound mat below and word list which focuses on Phase 5 phonemes and words that we have gone over throughout the academic year. Please practise them with your child regularly and use the school’s website: <http://avanti.org.uk/avantihouse-primary/phonics/> to support you.



I can blend to read:

teach fried annoy cried glue chew claw threw
blue enjoy true
cloud tray found toes birds wheel toys tissue
value why dolphin donkey spray launch
elephant replied goes shirt make time slide note
alone cake these take June shake cube inside use
first

Maths – Please continue to use <https://avanti.org.uk/avantihouse-primary/ks1-maths/> to help you revise key concepts to help your child remember the learning that has taken place over the academic year thus far. You can use your child’s homework book to consolidate the learning that we have given already so far.

Please also remember to help your child read and write numbers up to 100 using the hundred square.

Thank you.

Have a wonderful holiday.

Year 1 Team