

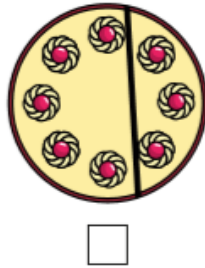

You can use paper or any food items you can practically half and see what happens!

When you **half** an object or a shape, you are making **two equal** parts.

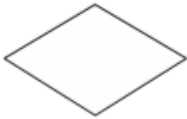
Find a half (1)

Maths


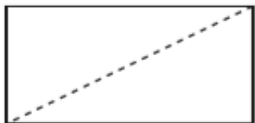
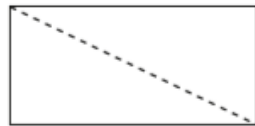
- 1 Tick the cake that is cut in half.



- 2 Draw a line to split each shape in half.



- 3 Colour half of each rectangle.



- 4 Show one half in three different ways.



- 5 Tick the shapes that show one half.



- 6 Match the halves to make a whole.

