
























## Practical Phonics ideas

### Phase 2 Sounds

s	a	t	p	i	n	m	d
							
g	o	c	k	ck	e	u	r
							
h	b	f	ff	l	ll	ss	
							



### Sorting objects by initial sounds

Children can sort the objects from around the house into groups according to their initial sound.

You could start with SATPIN like in the pictures and then move onto the other sounds from phase 2.



### Hit the sound/splat

Use a nerf gun/water pistol/fly swatter. Write the sound on the ground with chalk or scatter paper sounds on the floor.

Grownup says, "hit the sound k", "hit the sound \_\_\_" and child to find the sound as quickly as they can. You could make it a competition between siblings or between the child and their grownup.

### Musical sounds

Play musical statues/bumps but every time the grownup stops the music show a sound for the child/children to say. Repeat this as many times as you can.

Play musical chairs but instead of chairs lay the sounds on the floor. Every time the grownup stops the music, they say a sound and the child/children need to find it/sit on it.





### Stomp and read

Children to practice blending. Make cvc (consonant-vowel-consonant) words like cat, pin and dog (using big letter sounds like stepping stones). Children to jump/hop/stomp on each sound and saying them out loud. Children to hear the sounds and try to blend the word. Children could draw a picture for

each word they have read.

### Egg-cellent phonics blending


Twist the egg to form different cvc words. The children are to sound out the words and blends. The children might enjoy making these with their grownup.



### 3 in a row

Make a simple grid with phase 2 sounds or cvc words like cat, dog, sip. Take turns with a partner to read a sound/word and place a counter on it. The first person to get 3 in a row wins the game.

This can also work with phase 3, 4 & 5 letter sounds and trickier words as you go along.



### Phonics Hopscotch

Write the phase 2 sounds in the squares of the hopscotch. Throw a stone and say the sound that the stone hits

