

Learning Objective:

To be able to follow simple rules and expectations

Revisit- To recap previously taught sounds

Teach – to be able to correctly pronounce the grapheme being taught.

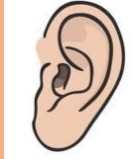
- To be able link the sound to words
- Practice/ Apply – to be able to form the sound correctly.
- To be able to identify words/ objects that begin with today's sound
- To be able to identify initial sounds.
- To be able to segment and blend simple words and captions with today's sound.

Date:

To be able to follow simple rules and expectations

Date:

1. Good listening



2. Good sitting



3. Good looking



4. Wait for your turn to speak/ answer



5. Hands to your self



Word bank

Revisit- To recap previously taught sounds

Date:



Word bank
Phonics
grapheme

Recap previously taught sounds using letters and sounds PPT

Revisit- To recap previously HFW

Date:

is

it

at

in

and

Word bank
Common
words

Revisit- To recap previously TW

Date:

the

to

Word bank
Common
words

Teach – to be able to correctly pronounce the grapheme taught today.


- To be able link the sound to words

Date:

batman



brown



b


Word bank
Diagraph

*Scribe other
words the
children come
up with*

boy



banana



Teach – to be able to correctly pronounce the grapheme taught today.

- To be able link the sound to words

Date:

b

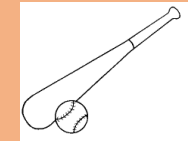


<https://www.youtube.com/watch?v=RZwzZ7rMv08>



b

Pretend to hit a ball with a bat and say *b, b, b, b.*

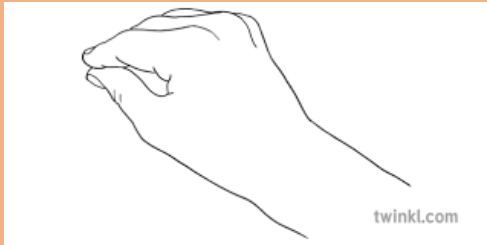


Word bank
Diagraph

Scribe other words the children come up with

Practice/ Apply – to be able to form the sound correctly.

Date:



b



Form it on different parts of the body and then on your board.
Can you think of any other words with this sound?

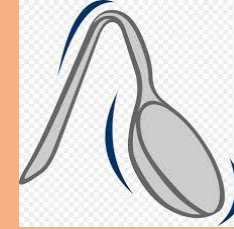
Word bank

Diagraph

Apply - To be able to blend simple words today's sound.

Date:

bag



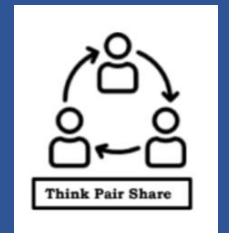
bun



bent



Word bank
Real words
Nonsense
words

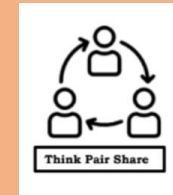



Intervention: complete the missing sounds (CVC) words

Extension: Write simple captions using the word

Apply - To be able to segment simple words and captions.

Date:



--	--	--

As a class segment and write 'bed'

Behaviours: courage, self discipline, resilience

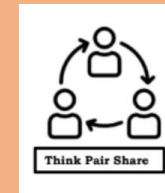
Word bank

Diagraph

Apply - To be able to segment simple words and captions.

Date:

bed
The is
big .



Word bank

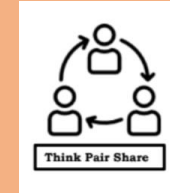
Diagraph

As a class segment make the caption 'The bed is big.'
Extension: extend the sentence using 'and'

Behaviours: courage, self discipline, resilience

Inferencing - To be able to answer respond to an image.

Date:



Word bank

Sad

Crying

Upset

Angry

Hot

Boiling

shocked

What can you see?

How do you think she feels? Why?

What could have happened?

What might happen next?

Behaviours: courage, self discipline, resilience

