



November 27, 2020


A WEEK AT AVANTI HOUSE PRIMARY SCHOOL



Thought of the Week

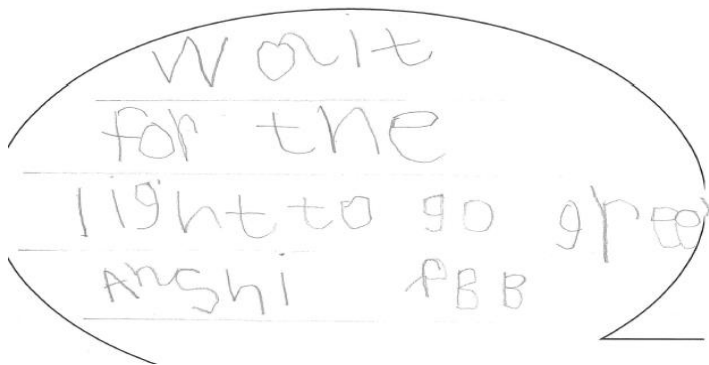
"Unless you stay safe, you will never get home."

This quote suggests that you should consider your safety when on the roads, so that you can get home safely to your family. Not being safe or cautious on the roads can cause injury, not only to you but to others for example to the car driver if they have to break suddenly, the worst-case scenario is that sometimes it can cause death. Getting home isn't just about getting to your front door and ready to relax on the sofa. It is also about letting others who care about you, know that you are safe and well such as your parents who are on alert until you enter through the door safely. Road safety is really important and can be very simple such as not being distracted, listening for cars and paying attention. I think we should raise awareness about road safety more and make some changes to help keep us safe. We can suggest adding pavements, zebra crossings/pelican crossings, bright lights near school roads and children should wear highly visible clothing whilst walking. Stay Alert. Stay Safe.



During road safety week, children have been learning about the dangers that could happen on the road. UKS2 children had worked on performing 'skits' on accidents that could happen such as, crossing the road without looking, drunk driving, using mobile phones while crossing roads and many other dangerous situations. Year 2 headed to Common Road and looked at how we should cross the road safely. The children learnt the 'Green Cross Code' in the classroom and then applied their learning outside. During class discussions, the children learnt new vocabulary including **pelican crossings**, **islands** (on the roads to help them cross safely) and the meaning of good **pedestrians**. Year 3 learnt about road safety through videos and acting out different scenarios for safe crossing. EYFS and Year 1 looked at road crossing through play. Teachers set up objects and 'roads' in the playground and the children role played crossing the road. They also played interactive games on road safety and learnt to 'expect the unexpected'. As a whole school, we learnt to be more aware of the different hazards on the road and to make good choices. During the week, the whole school took part in 'Stand out for Safety' and brought in lovely fluorescent decorated bags, so they were more visible to the traffic on the road.


Newsletter produced by Dheer Shah and Swaraj Ratra (6CC).



"We used the blocks to make roads for the bikes and I was the traffic lights." Dhiyan RBB



Year 1

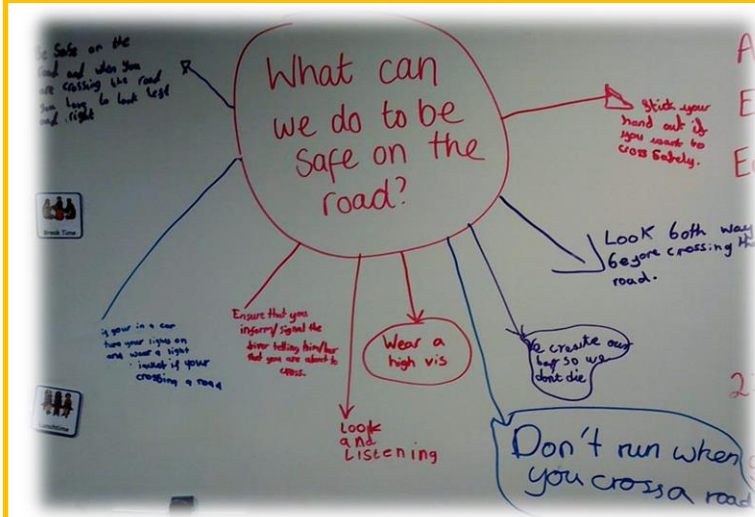


Year 2





Year 3



Year 4



Year 5

Year 6



I Learnt Road Safety.
I Learnt to stop look
and listen before walking on the
road.

Vibet



I learnt about road safety.

I learnt not to run on the road and to
always look left and right before walking on the
road.

Aashi

You can use an island,

which is in the middle of the road,
to help you cross the road - Charmi 200

If you stand too close to the kerb
a car may still come close to you so stand
back - Aadhy 2PP

We learnt about Road Safety Week and should not cross the road when the cars are coming but we can cross the road when we press the button or put our hand out. We played a game about road safety and we acted out scenarios of road safety using our designed bags.

Drashti in 3KK

Road Safety

We watched some videos on road safety to understand it. Then we played a game online and made choices A or B. Then we acted out scenarios on road safety.

When you're crossing a road stop, look and listen. It is important for your health. Always cross at the high place such as Zebra Crossing, Pelican Crossing, 101 POP Pelican and traffic lights. If you are crossing at night wear reflective clothes or neon clothes so you can be seen clearly.

DARSHAN PATEL 4RR

Safety on the road is very important, especially when you are not wearing a highvest jacket or something to catch the driver's eye. But you can also have to be safe while driving too. You do not want to crash into another person, do you? When crossing a road, you need to wear a fluorescent jacket at night, look left, then right, then left again, remember to stop, then look and listen. Try not to be distracted by phones or other devices. Don't run across the road! Don't watch out for the traffic lights. You need to take precautions about other people's safety along with your own. You may cause others' to get injured. Look out for zebra crossings, traffic lights and bright colours from highvest jackets.

Ready, set, go

By Tanisha 5JJ

Road Safety is known to be a very important subject in our area. During road safety week, each class put together a small skit regarding an issue in our school. We included how to resolve it and reasons why that should not be happening. People should be very cautious and understand what problems people face because of this conflict. We gained a deeper understanding about the rules and restrictions the government has placed. So be safe and drive safe.

'Better safe than sorry'

Aashi 6CC