

Learning Objective:

To be able to follow simple rules and expectations

Revisit- To recap previously taught sounds

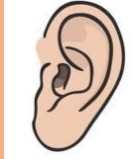
Teach – to be able to correctly pronounce the grapheme being taught.

- To be able link the sound to words
- Practice/ Apply – to be able to form the sound correctly.
- To be able to identify words/ objects that begin with today's sound
- To be able to identify initial sounds.
- To be able to segment and blend simple words and captions with today's sound.

To be able to follow simple rules and expectations

Thu 26th

1. Good listening



2. Good sitting



3. Good looking



4. Wait for your turn to speak/ answer



5. Hands to your self



Word bank

Revisit- To recap previously taught sounds

Thu 26th



Word bank
Phonics
grapheme

All: recap previously taught sounds using letters and sounds PPT
recap sounds until the R sound

Revisit- To recap previously HFW

Thu 26th

is

it

at

in

and

Word bank
Common
words

Practise writing the HFW

Adult can write the words and child can circle the word when called out by the adult.

Teach – to be able to correctly pronounce the grapheme taught today.
- To be able link the sound to words

Thu 26th

hat



house



h



hamster



hungry

Word bank
Diagram

*Scribe other
words the
children come
up with*

Teach – to be able to correctly pronounce the grapheme taught today.

- To be able link the sound to words

Thu 26th

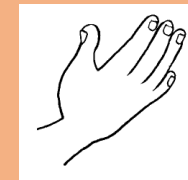
h



<https://www.youtube.com/watch?v=aMnntsJDewQ>



h Hold hand in front of mouth panting *h, h, h* as if you are out of breath.



**Word bank
Diagraph**


*Scribe other
words the
children come
up with*

Practice/ Apply – to be able to form the sound correctly.

Thu 26th



h



Word bank


Diagraph

Form it on different parts of the body and then on your board.
Can you think of any other words with this sound?

Apply - To be able to blend simple words today's sound.

Thu 26th

hen



hug



ham



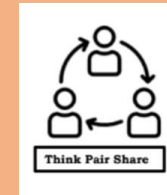

Word bank
Real words
Nonsense
words



Extension: Write simple captions using the word

Apply - To be able to segment simple words and captions.

Thu 26th



--	--	--

segment and write 'hat'
Write a small caption about the hat (hat is big)

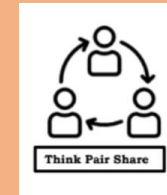

Behaviours: courage, self discipline, resilience

Word bank

Diagraph

Apply - To be able to segment simple words and captions.

Thu 26th



--	--	--

As a class segment and write 'hop'

Behaviours: courage, self discipline, resilience

Word bank

Diagraph

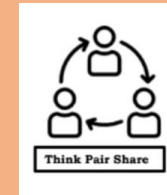

Apply - To be able to segment simple words and captions.

Thu 26th

hop

I

can



Word bank

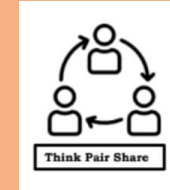
Diagraph

As a class segment make the caption 'I can hop'
Extend the sentence using 'and'

Behaviours: courage, self discipline, resilience

Inferencing

Thu 26th



What can you see?
How do you think she feels? Why?
What could have happened?

Word bank

Sad
Crying
Upset
Angry
Hot
Boiling
shocked

Behaviours: courage, self discipline, resilience