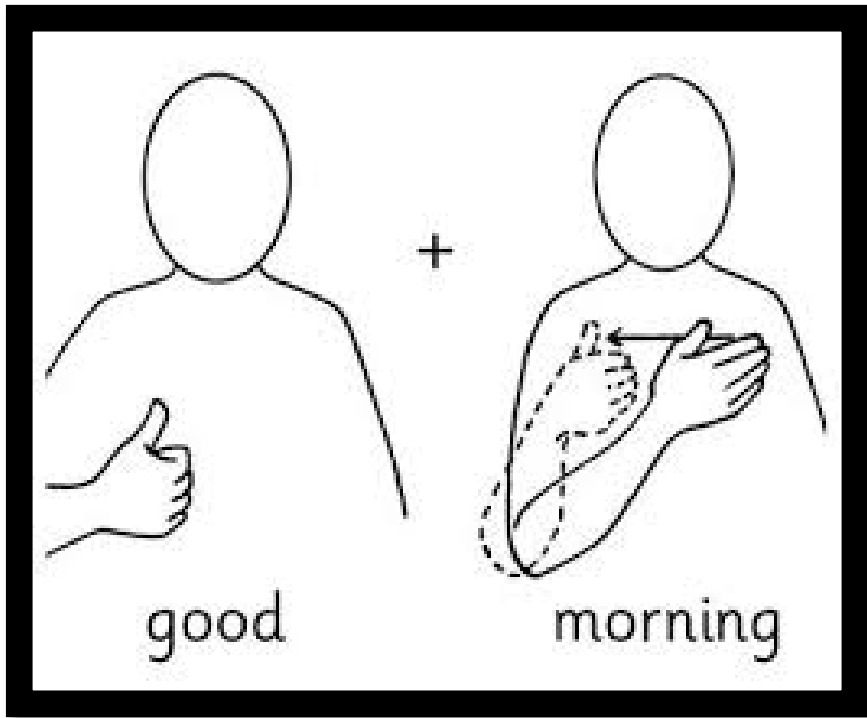


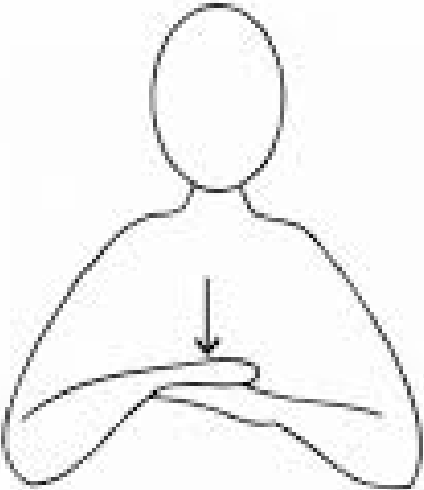
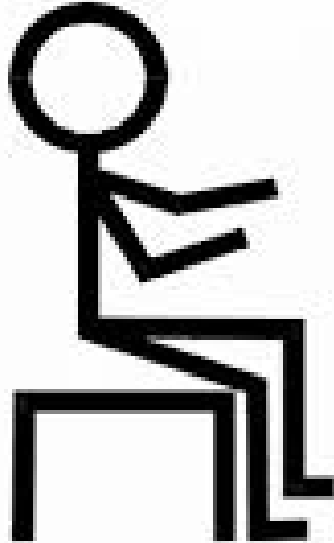
Tuesday 24th November

Zoom Phonics lesson

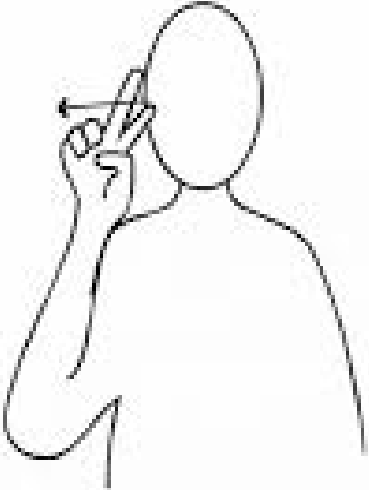



Good morning.



We will be doing
phonics together!



| Sign | Symbol |
|---|---|
|  A line drawing of a hand sign for sitting. The hand is held palm up with fingers curled and the thumb pointing down. A small arrow points from the thumb towards the center of the palm. |  A black pictograph of a person sitting on a chair. The person is shown in profile, sitting on a simple chair with a backrest. |
| To Sit | |

Good sitting.


| Sign | Symbol |
|--|---|
|  |  |
| <p data-bbox="945 739 1396 839">To Look</p> | |

Good looking.

| Sign | Symbol |
|---|---|
|  |  |
| <p data-bbox="2117 1315 2288 1348">To Look</p> | |

| Sign | Symbol |
|--|---|
|  |  |
| To Listen | |

Good listening.



S Weave hand in an s shape, like a snake, and say ssssss.




S

Say the sounds



a Wiggle fingers above elbow as if ants crawling on you, saying *a, a, a*.




a

Say the sounds



t

Turn head from side to side as if watching tennis and say *t, t, t, t.*




Say the sounds



p

Pretend to puff out candles and say *p, p, p*.




p

learn the sound



p

Pretend to puff out candles and say *p, p, p*.



p

Sing the song

<https://www.youtube.com/watch?v=CDo6o9Wmn60>



p





p

Write the sound



Finished
Well done!

Further ideas to do at home:

- Practice writing the sound in flour/ slime (other sensory materials)
- Try to find objects in the house that start with that sound.
- Adult hide the P sound around the house and the child can find them.
- Sort sounds (have 2 different sets of sounds)
- Match pictures or objects to the sound

Extension:

- Read simple P words and match to the object or picture
- Use magnetic letters to make simple words or fill in the first sound
- Practice forming the letter correctly
- Play phonics games <https://www.phonicsplay.co.uk/>
- Sort pictures into 3 different sound sets.

Communication

- We are available to meet with you at different times of the day through zoom. We can use this as a catch up and help you with any further ideas to support your child.
- Please communicate with us through tapestry and we will get back to you as soon as possible