









Autumn Term

Sanskrit Revision Booklet – Year 1

- 1) We have been practising how to read, write and transliterate the following Devanagari Vowels. Please practise some more at home. See if you can transliterate each letter without looking at the answer.

	a	 अनानसः
	ā	 आम्रम्
	i	 इषुः
	ī	 ईश्वरः



u



उलूकः



ū




ऊरुकम्



ṛ



ऋषिः



ṛi



कृप्तिः

Get creative. Create flashcards to help you. Think of games you can play and get friends and family to test you. Perhaps even teach a member of your family to help you remember them yourself.

2) Please practice reciting the verses below.
(You can search them on Youtube for extra help.)

Bhagwat Gita - Chapter 4 , Verse 7 /8

*yadā yadā hi dharmasya
glānir bhavati bhārata
abhyu tthānam adharmasya
tadātmānam sṛjāmyaham*

pari trā ṇāya sādḥū nām

*vinā śhāya cha duṣḥ kṛitām
dharma-sansthāpanār thāya*

sambha vāmi yuge yuge

3) Watch the following Sanskrit cartoons on Youtube. See if you can identify any Devanagari letters and vocabulary words we have been learning in class.

From the settings, try to get the subtitles. You can also view the cartoons in English.



Search:

The Greatest Treasure Sanskrit

Tucket the Bucket Sanskrit

Most of all, have a fun break. Happy Christmas

- 4) Practise having a conversation with a family member using the Polite expressions below...

<p>svāgatam</p> <p>स्वागतम</p> <p>(Welcome)</p>	
<p>su-prabhātam</p> <p>सुप्रभातम</p> <p>(Good Morning)</p>	
<p>dhanyavādah</p> <p>धन्यवादः</p> <p>(Thank You)</p>	
<p>kripayā</p> <p>कृपया</p> <p>(Please)</p>	
<p>āgacchatu</p> <p>आगच्छतु</p> <p>(Come here)</p>	
<p>upaviśatu</p> <p>उपविशतु</p> <p>(Sit down)</p>	