

Revisit - to be able to recap previously taught sounds (graphemes) and tricky words

Date:

1. Recap previously taught sounds and HFW
2. Recap the HFW (click to reveal)

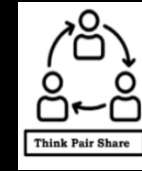


will

went

Word bank
diagraph
tricky words

Teach – to be able to correctly pronounce the grapheme 'y'.
- To be able link the sound to words and identify the sound in written words



Date:



yam

yellow



y y

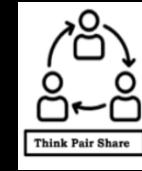
yawn



yoghurt



Teach – to be able to correctly pronounce the grapheme 'y'.



Date:




Listen to the song

<https://www.youtube.com/watch?v=futQOvUnHVv>



y

Pretend to be eating a yoghurt and say y, y, y.



Practice/ Apply – to be able to form the sound correctly.

Date:



Form it on different parts of the body and then on your board.
Form the sound on a letter and trace card/ sand
Can you identify the sound from a choice of 2-3 sound cards

Practise: To be able to understand alliteration

Date:

Select the correct word
for the alliteration.

y

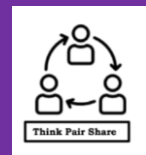
yoghurt



yummy

sour

Extension task: Lets make an alliteration. Pick the correct word to go with the main word. Alliteration is when all the words start with the same letter or sound



Practise: To use phonics to read simple captions

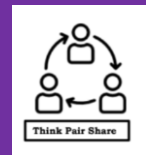
Date:

y

The yak said yes.



Extension task: extend the sentence



Practise: To be able to segment sounds to make simple words and captions

Date:



--	--	--

Word bank

The
To
I
no
go
into

Extension task:

Can you put the word into a sentence verbally? Why do you think he is yelling?

Or Make the word using magnetic letters

Apply: To be able to segment sounds to make simple words and captions

Date:



Word bank
The
Man
Can
yell

ABC

capital letters



finger spaces



full stops



read it again



Task:

- Think & write of your own sentence and extend it using 'and'
- Write the simple caption (the man can yell) LA: use letter cards/ magnetic letters to make words-extend to make a sentences using the cards
- Adult/ child to read simple caption using key word, child to act it out or match to correct image.