

Circle time/ wellbeing

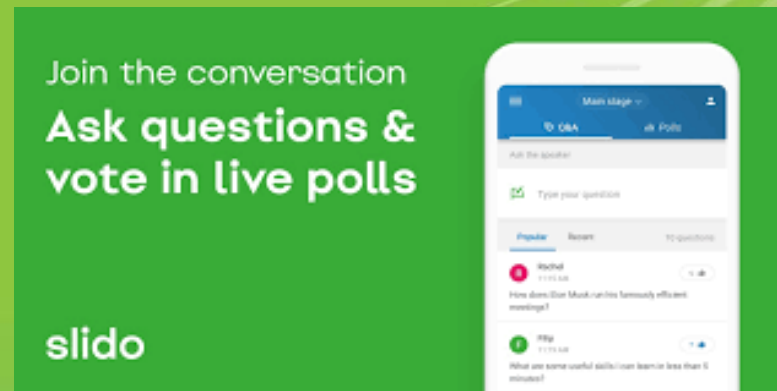
We will be trying some different (short) activities before some of our lessons. This will mainly be in the morning. These activities allow us to “check in” with your child and address their feelings.

Today will try a short Poll on slido.com. (This to be done as part of our morning lesson, not before)

Please click the link below:

<https://app.sli.do/event/hark3lid>

Passcode/ pin is: 48135



Revisit - to be able to recap previously taught sounds (graphemes) and tricky words

Date:

1. Recap previously taught sounds and HFW
2. Recap the HFW (click to reveal)

will

went

with

that

them

then

this

My Phase 2 Sound Mat



Word bank  
diagraph  
tricky words

Revisit - to be able to recap previously taught sounds (graphemes) and tricky words

Date:

1. Recap previously taught sounds and HFW
2. Recap the TW (click to reveal)

he

she

we

me

be

My Phase 2 Sound Mat

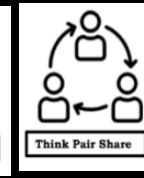


Word bank  
diagraph  
tricky words

Teach – to be able to correctly pronounce the grapheme

- To be able link the sound to words and identify the sound in written words

Where does it usually come in the word?



Date:



pain

tail



ai

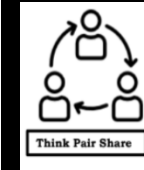
Spain



train



Teach – to be able to correctly pronounce the grapheme .



Date:

ai

Listen to the song

<https://www.youtube.com/watch?v=t7zKkkyeDot0>



ai

Cup hand over ear and say *ai, ai, ai*.



Practice/ Apply – to be able to form the sound correctly.

Date:




ai

Form it on different parts of the body and then on your board.  
Form the sound on a letter and trace card/ sand  
Can you identify the sound from a choice of 2-3 sound cards



Practise: To be able to segment sounds to make simple words and captions

Date:



--	--	--

## Word bank

He  
She  
This  
That  
Then  
Them  
with

Extension task:

Can you put the word picture into a sentence?

Make the word using magnetic letters

Use a describing word to describe the word



Practise: To be able to segment sounds to make simple words and captions

Date:

ch

sh

ai



## Word bank

He

She

This

That

Then

Them

with

Extension task:

Can you put the word picture into a sentence?

Make the word using magnetic letters

Use a describing word to describe the word



Apply: To be able to blend sounds when reading

Date:



tail

snail

train



rain

nail

sail

chain

rail

pain



Word bank  
ai

**Adults – Cut up picture cards or you can hand draw the picture on paper/ post-it notes.**

**Next, can the adults hide the words around the house (make it easy for them to find)**

(you can set a timer for this if you want)

We are going on a word hunt! Your challenge is to find the words, read them and match them to correct image.

Apply: To be able to blend sounds when reading



tail



snail



train



rain



nail



sail



chain




rail



pain

Answers

Apply: To be able to segment sounds to make simple words and captions



**ABC**

capital letters



finger spaces



full stops



read it again

**Word bank**

ng

Ai

t

r

n

We

Main Task:

First try to make the word (remember it is not chain..it starts with T)

-Write: The train is long OR We sat on the long train.


- Simple caption: use letter cards/ magnetic letters to make words- extend to make a sentences using the cards

- Adult/ child to read simple caption, child to act it out or match to correct image.

# LO: To answer how and why questions

Date:

1. What could Hansel and Gretel do with the treasure they find?



Answer the questions as a class or with your TP.