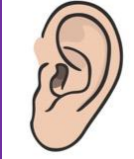


# To be able to follow simple rules and expectations

Date: WK 4


1. Good listening



2. Good sitting



3. Good looking



4. Wait for your turn to speak/ answer



5. Hands to your self



**Word bank**

## Introduction to new topic



Word bank  
Story  
Traditional  
tale  
Setting  
characters



Virtue and values:  
Respect

This half term our topic is Let's Pretend. We will learn about different traditional tales. What is your fav story?

# Recall: What is a Setting

A setting (the environment) is where the story takes place.



## **Popular Settings:**

Magical kingdom


A land far, far away

A cottage

In the woods

In a forest

A castle








The  
forest

Word bank  
**Setting**  
**Hansel and**  
**Gretel**  
**forest**

Virtue and  
values:  
Critical thinking



Recall: What is the setting for Hansel & Gretel? Is it the same setting throughout the story?

LO: describing story settings.

LO: describe the environment

LO: make simple comparisons between environments

<https://skipton.woodlandtrust.org.uk/about-skipton/360-tour/#>

<https://www.woodlandtrust.org.uk/visiting-woods/things-to-do/360-tours/>

[http://lennyrchtour.woodlandtrust.org.uk/?\\_gl=1\\*1qockj3\\*\\_ga\\*MTA3OTA0OTY2LjE2MTA1NDE3MDQ.\\*\\_ga\\_LEJ3M5JQQD\\*MTYxMDU1MzQwMy4yLjEuMTYxMDU1MzQ3MS41NA..](http://lennyrchtour.woodlandtrust.org.uk/?_gl=1*1qockj3*_ga*MTA3OTA0OTY2LjE2MTA1NDE3MDQ.*_ga_LEJ3M5JQQD*MTYxMDU1MzQwMy4yLjEuMTYxMDU1MzQ3MS41NA..)

[https://pan3sixty.co.uk/virtual\\_tours/the-great-trossachs-forest/](https://pan3sixty.co.uk/virtual_tours/the-great-trossachs-forest/)

LO: describing story settings.

Recap (with your partner) the walk/ virtual tour in the woods

**What did you see?**



Sight

**What did you hear?**



Hearing

**What did it smell like?**



Smell



Touch

**What did the natural resources feel like?**

**You can refer back to your pictures/ video to answer these questions.**

**OR**

**Watch a few minutes of the above virtual tours or the video on the next slide**

**Adults: scribe key words/ adjectives that your child comes up with- this can be used as their own word mat**



LO: To describe and make simple observations of different environments



Forward..rewind..Pause whenever you like -Describe the setting/ forest environment together (few seconds)

LO: To describe and make simple observations of different environments

Is this the same  
environment that  
you live in?



What is your  
environment like?  
You could look outside  
of the window and  
think about what it  
looks like or sounds  
like?

OR - Describe the setting/ forest environment together – click for key questions



LO: To describe and make simple observations of different environments



Describe our environment. Is it the same or different to the forest? What can you hear/ see/ what would it feel like? Etc

What if H & G got lost in the city.. How could they get back home? What could they have done differently? How would they feel? What would they need?

## Word bank

Write key words into the word bank

LO: To compare different environments



What is different  
between the forest  
and your  
environment?

Can you think of  
anything similar?

Spend some time looking at the different environments. Can you make simple comparisons? – click to see questions.

**Word bank**

**London**  
**City**  
**Forest**  
**Busy**  
**Nature**  
**Quiet**  
**noisy**

Virtue and values:  
Respect  
Critical thinking



LO: To make observations and compare different environments



Desert

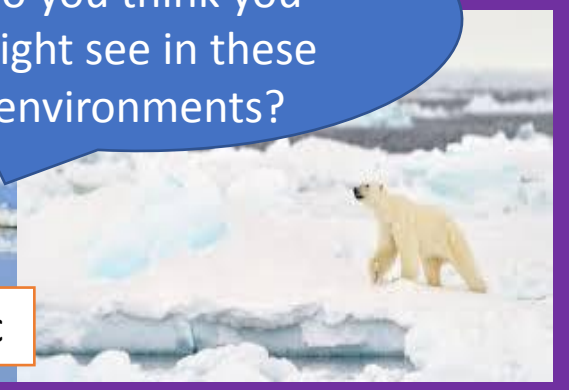


Can you think of anything similar and different between the environments?



Arctic

What kind of animals do you think you might see in these environments?




Under the sea - Marine



Jungle



City



Forest



Mountains



There are lots of different environments –Spend some time talking about the environments and thinking about the key questions for tomorrow's session. click for key questions.



## Main Task:

### Observe your environment:

- Make an observational drawing of your current environment. (Venture outside of the house, your surroundings. Eg; road/ cars etc)
- You could use different materials or natural materials to make a picture of your environment
- You could use a camera to take pictures of your environment and make a picture collage
- *Think about what you can hear/ what animals live in your environment/ what it feels like etc*
- *Compare it to Hansel and Gretel's environment/ setting, is it the same or different.*

# Settings Adjectives




warm / sunny / pleasant



cold / snowy / wintry



hot / humid / sticky



windy / gusty / stormy



spooky / haunted / creepy




scary / terrifying



restful / peaceful




crowded / busy



enormous / huge



tiny / miniscule



dazzling / bright



gloomy / dark



quiet / peaceful



noisy / loud



smooth



rough



dirty



clean



tidy / neat



untidy / messy

LO: Listen and join with stories  
LO: To recall main events from a story  
LO: To use role play to act out a story



Virtue and values:  
Respect  
Critical thinking  
Reasoning  
resourcefulness

## Hansel and Gretel



gingerbread  
house



Hansel



Gretel




woodcutter




witch



birds



key



treasure chest




cage




stepmother



crumbs



bread



pebbles



oven



forest