

Revisit - to be able to recap previously taught sounds (graphemes) and tricky words

Date:

1. Recap previously taught sounds and HFW
2. Recap the HFW (click to reveal)

My Phase 2 Sound Mat



will

went

with

that

them

then

this

see

look

too

Word bank
diagraph
tricky words

Revisit - to be able to recap previously taught sounds (graphemes) and tricky words

Date:

1. Recap previously taught sounds and HFW
2. Recap the TW (click to reveal)

My Phase 2 Sound Mat



he

she

we

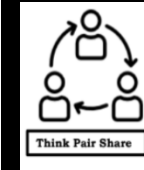
me

be

was

Word bank
diagraph
tricky words

Teach – to be able to correctly pronounce the grapheme .



Date:

or

Teach the song and action


https://www.youtube.com/watch?v=0_TiU-5dHpo&t=4s



or

Put hands on head as if ears on a donkey.

Move them up down as you say the *or* in *eeyore*, *eeyore*!.



Practice – to be able to form the sound correctly.

Date:



or

Form it on different parts of the body and then on your board.
Form the sound on a letter and trace card/ sand
Can you identify the sound from a choice of 2-3 sound cards



Practice – to be able to form the sound correctly.

Date:

or

for


Practise: To be able to blend sounds to make simple words

Date:

corn

fork

shorts



Word bank

He

She

This

That

Then

Them

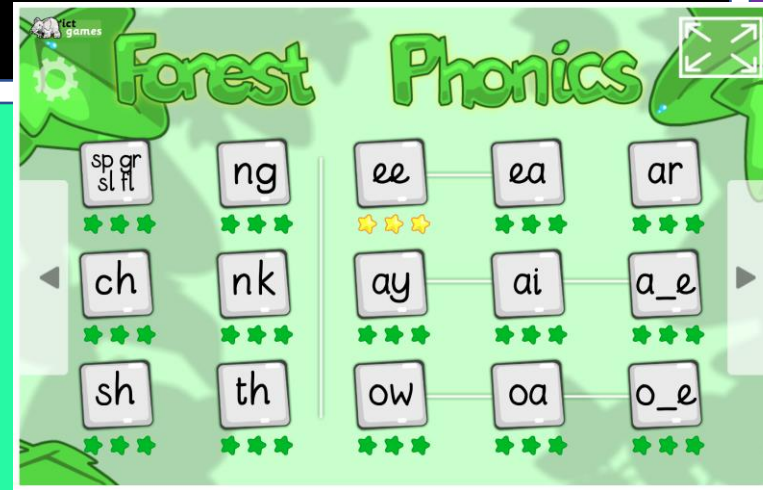
with

Extension task:

Can you put the word picture into a sentence?

Apply: To be able to segment words when writing

Date:



<http://www.ictgames.com/mobilePage/forestPhonics/index.html>

Word bank

He
She
This
That
Then
Them
with

Extension task:
Use the word in a sentence

Apply: To be able to segment sounds to make simple captions and sentences

Date:



ABC

capital letters




finger spaces



full stops



read it again



Word bank
Corn
sweet

Use your phonics to write: The corn is sweet.

Write your own simple caption or sentence use letter cards/ magnetic letters to make words- extend to make a sentences using the cards.

Write about our focus story and see if you can use an OR word