

Revisit - to be able to recap previously taught sounds (graphemes) and tricky words

Date:

1. Recap previously taught sounds and HFW
2. Recap the HFW (click to reveal)

My Phase 2 Sound Mat



will

went

with

that

them

then

this

Word bank  
diagraph  
tricky words

# Revisit - to be able to recap previously taught sounds (graphemes) and tricky words

Date:

1. Recap previously taught sounds and HFW
2. Recap the TW (click to reveal)



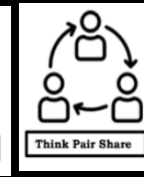
he

she

Word bank  
diagraph  
tricky words

Teach – to be able to correctly pronounce the grapheme

- To be able link the sound to words and identify the sound in written words



Date:



sing


things

ng

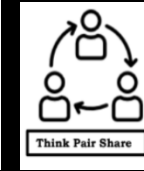
wing



bring



Teach – to be able to correctly pronounce the grapheme .



Date:

ng

Listen to the song

<https://www.youtube.com/watch?v=xqPMJR2cLwI>



ng

Imagine you are a weightlifter and pretend to lift a heavy weight above your head saying *ng...*



Practice/ Apply – to be able to form the sound correctly.

Date:



ng

Form it on different parts of the body and then on your board.  
Form the sound on a letter and trace card/ sand  
Can you identify the sound from a choice of 2-3 sound cards



Practise: To be able to segment sounds to make simple words and captions

Date:



|  |  |  |
|--|--|--|
|  |  |  |
|--|--|--|

## Word bank

He  
She  
This  
That  
Then  
Them  
with

Extension task:


Can you put the word into a sentence?

Make the word using magnetic letters

Use sound buttons to check your spellings

# Practise: To be able to segment sounds to make simple words and captions

Date:



|  |  |  |  |  |
|--|--|--|--|--|
|  |  |  |  |  |
|--|--|--|--|--|

## Word bank

He  
She  
This  
That  
Then  
Them  
with

Extension task:

Can you put the word into a sentence?

Make the word using magnetic letters

Use sound buttons to check your spellings

Apply: To be able to segment sounds to make simple words and captions

Date:



**ABC**

capital letters




finger spaces



full stops



read it again



Task:

Write/ make: The ring is on the string.  
extend the sentence and make it more interesting  
Practise making the sentence using word cards.

**Word bank**  
String  
ring



# LO: To answer how and why questions

Date:

1. How do Hansel and Gretel plan to get home? What do they do?
2. Why are they trying to get home? Why were they left in the forest?



Answer the questions as a class or with your TP.