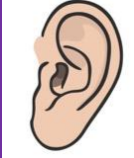


To be able to follow simple rules and expectations

Date: WK 3


1. Good listening



2. Good sitting



3. Good looking



4. Wait for your turn to speak/ answer



5. Hands to your self



Word bank

Introduction to new topic

Date: Wednesday



Word bank
Story
Traditional
tale
Setting
characters



Virtue and values:
Respect

This half term our topic is Let's Pretend. We will learn about different traditional tales. What is your fav story?



twinkl

An Introduction to Traditional Tales

What is a Traditional Tale

Traditional Tales

- Traditional tales are stories that have been told and retold for many years. These are stories that are known by everyone.
- There are often lots of different versions of the same story – sometimes they have different parts/ endings
- Traditional tales are also known as fairy stories or fairy tales.



Recall some traditional tales



Starter game: Name the story!

It's a tale about a beautiful princess and her evil stepmother the Queen...

She went to live with 7 dwarves in a cottage...

She was poisoned by an apple but was woken up by a kiss from a handsome prince...



Snow White and the Seven Dwarfs!



Recall: Characters

- **Characters are the people/ creatures/ animals in the story.**
 - Traditional Tales will always have different characters.
 - Some good (hero/ heroine)
 - Some bad (villain)



Can you name any **characters** from a traditional tale?



Play a game: Name that character!

It's an animal...

He's got sharp teeth...

He's got **big** eyes...

He likes to eat grandmas and
little girls...



The Big Bad Wolf!
(from Little Red Riding Hood)

Recall: What is a Setting

A setting (the environment) is where the story takes place.



Popular Settings:

Magical kingdom

A land far, far away


A cottage

In the woods

In a forest

A castle

What is your current setting?






The
forest

Word bank
Setting
Hansel and
Gretel
forest

Virtue and
values:
Critical thinking

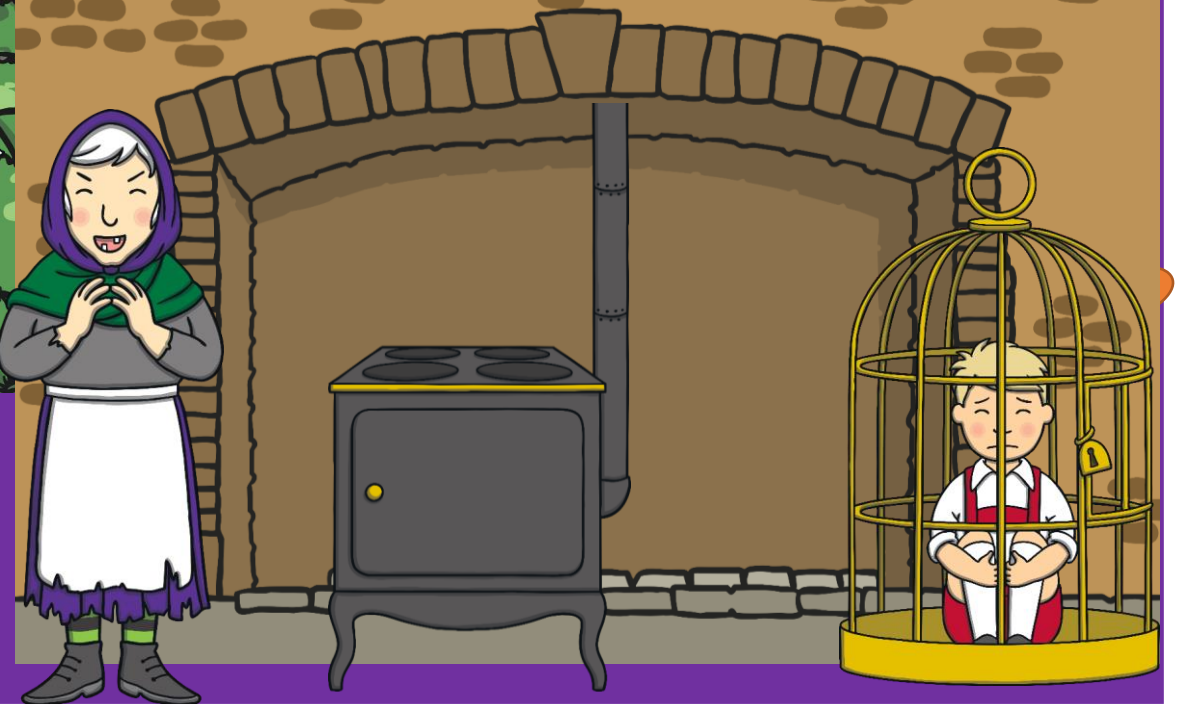


Recall: What is the setting for Hansel & Gretel? Is it the same setting throughout the story?



The
gingerbread
house

Word bank
Setting
Hansel and
Gretel
forest



Recall: When H & G come to this scene.. What does the setting change to?

We will be spending some time describing the setting using ADJECTIVES

What is an ADJECTIVE?

It is a describing word! When we are describing it is good to think about:

5 Senses



It is the seaside (that is the setting).
It does not tell me what it looks/ feel/ smells like.
I will do that by describing it!



Yellow
Blue
green
Warm
Sunny
Wet
Calm
Sand feels rough

Your turn

Use your senses/ think about colours/ sounds etc

<https://www.youtube.com/watch?v=41FRwoAJkpw>

BEWARE- IT MIGHT
SCARE YOUR CHILD..
YOU CAN USE THE
NEXT SLIDE INSTEAD
IF YOU WISH

It is a house (that is
the setting).

It does not tell me
what it looks/ feel/
smells like.

Lets describe it!



5 Senses



Sight



Hearing



Touch



Smell



Taste

Black
Dark
Creepy
Scary
Howling

Your turn

Use your senses/ think about colours/ sounds etc

It is a house (that is the setting).
It does not tell me what it looks/ feel/ smells like.
Let's describe it!



5 Senses



Sight



Hearing



Touch



Smell



Taste

Black
Dark
Creepy
Scary
Howling

LO: describing story settings.

Date: Wednesday

Your turn

Use your senses/ think about colours/ sounds etc

<https://www.youtube.com/watch?v=zxxfvP8-lrU>



What is the setting
(traffic/ roads)
Can you describe it

5 Senses



Sight



Hearing



Touch



Smell



Taste

Busy
Noisy
Crowded
Loud

LO: describing story settings.

Date: Wednesday

Main Activity: this can be spoken rather than written- send a recording

<https://www.youtube.com/watch?v=t0n6kZ1SIGA>

Can you describe the
Gingerbread House



5 Senses



Sight



Hearing



Touch



Smell



Taste

Sweet
Lovely
colourful
Tasty

LO: identifying and describing story settings.

Date: Thursday

We will be focussing on story settings and making links to Understanding of the World, where we will make links to different environments. We will also begin to use describing words (adjectives) to describe the settings.

- Practise identifying story settings
- Practise verbally describing objects/ food/ people in your home. Think about what word was used as an adjective.
- Make this a daily practise
- **Tomorrow or over the weekend, try to take a walk in the woods or park. Pretend that is the setting for our Hansel and Gretel story. Can you describe what it looks like/ sounds like/ feels like and sounds like. Pretend that you are Hansel or Gretel**


Settings Adjectives




warm / sunny / pleasant



cold / snowy / wintry



hot / humid / sticky



windy / gusty / stormy



spooky / haunted / creepy




scary / terrifying



restful / peaceful




crowded / busy



enormous / huge



tiny / miniscule



dazzling / bright



gloomy / dark




quiet / peaceful



noisy / loud



smooth



rough



dirty



clean



tidy / neat



untidy / messy

Go over the key vocabulary with your adult/ sibling.

LO: Listen and join with stories
LO: To recall main events from a story
LO: To use role play to act out a story



Virtue and values:
Respect
Critical thinking
Reasoning
resourcefulness

Hansel and Gretel



gingerbread
house



Hansel



Gretel




woodcutter



witch



birds



key



treasure chest




cage




stepmother



crumbs



bread



pebbles



oven



forest

Go over the key vocabulary with your adult/ sibling. Think of an action for each word so we can use it on our story map