

## My Phase 2 Sound Mat

s



a



t



p



i



n



m



d



g



o



c



k



ck



e



u



r



h



b



f



ff



l



ll



ss



# My Phase 3 Sound Mat

j



v



w



x



y



z



zz



qu



ch



sh



th



ng



ai



Revisit - to be able to recap previously taught sounds (graphemes) and tricky words

Date:

1. Recap previously taught sounds and HFW
2. Recap the HFW (click to reveal)

will

went

with

that

them

then

this

My Phase 2 Sound Mat



Word bank  
diagraph  
tricky words

Revisit - to be able to recap previously taught sounds (graphemes) and tricky words

Date:

1. Recap previously taught sounds and HFW
2. Recap the TW (click to reveal)

he

she

we

me

be

My Phase 2 Sound Mat

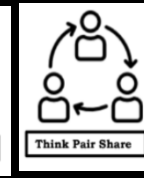


Word bank  
diagraph  
tricky words

Teach – to be able to correctly pronounce the grapheme

- To be able link the sound to words and identify the sound in written words

Where does it usually come in the word?



Date:



see

feet



ee

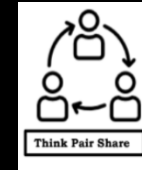
tree



meet



Teach – to be able to correctly pronounce the grapheme .



Date:

ee


Listen to the song [https://www.youtube.com/watch?v=0\\_TiU-5dHpo](https://www.youtube.com/watch?v=0_TiU-5dHpo)



ee

Put hands on head as if ears on a donkey.

Move them up as you say the ee in *eeyore*, *eeyore*.



Practice/ Apply – to be able to form the sound correctly.

Date:




ee

Form it on different parts of the body and then on your board.  
Form the sound on a letter and trace card/ sand  
Can you identify the sound from a choice of 2-3 sound cards



Practise: To be able to segment sounds to make simple words and captions

Date:



--	--

## Word bank

He  
She  
This  
That  
Then  
Them  
with

Extension task:


Can you put the word picture into a sentence?

OR Make the word using magnetic letters



Practise: To be able to segment sounds to make simple words and captions

Date:



--	--	--	--

## Word bank

He  
She  
This  
That  
Then  
Them  
with

Extension task:

Can you put the word picture into a sentence?

OR Make the word using magnetic letters

Apply: To be able to blend sounds to make simple words  
Identify between real and nonsense words

Date:



<https://www.phonicsplay.co.uk/>

Have a go at playing some of the games on Phonics Play

Extend: verbally extend sentences

put into simple verbal sentences

Use the real words in a written sentence

Create your own set of real and nonsense words and play with your family