

Revisit - to be able to recap previously taught sounds (graphemes) and tricky words

Date:

1. Recap previously taught sounds and HFW
2. Recap the HFW (click to reveal)

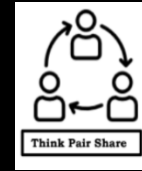


will

went

Word bank
diagraph
tricky words

Teach – to be able to correctly pronounce the grapheme 'z'.
- To be able link the sound to words and identify the sound in written words



Date:

zebra

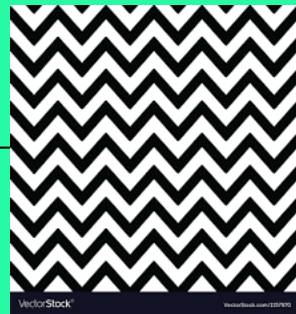


zip



z

zig zag



jazz



zz

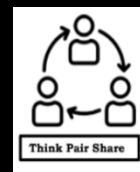
buzz



fizz



Teach – to be able to correctly pronounce the graphemes.



Date:

Z

ZZ


Listen to the song

<https://www.youtube.com/watch?v=YiSDOn3vWMo>



Z

Put arms out at sides and pretend to be a bee, saying ZZZZZZZZZZ.



Practice/ Apply – to be able to form the sound correctly.

Date:



Z

z z

Form it on different parts of the body and then on your board.
Form the sound on a letter and trace card/ sand
Can you identify the sound from a choice of 2-3 sound cards



Practise: To be able to understand alliteration

Date:

Select the correct word
for the alliteration.

Z

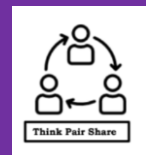
zebra



zig zag

wavy

Extension task: Lets make an alliteration. Pick the correct word to go with the main word. Alliteration is when all the words start with the same letter or sound



Practise: To use phonics to read words using today's sound

Date:

pizza

Z

ZZ



zip



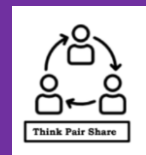
buzz



zog



Extension task: use the words in a sentence/ think of an alliteration for each word



Practise: To be able to segment sounds to make simple words and captions

Date:



Word bank

The
To
I
no
go
into

--	--	--	--	--	--	--

Extension task:


Can you find a zig zag in your house?

Write a sentence using the word.

Make the word using magnetic letters

Apply: To be able to segment sounds to make simple words and captions

Date:



Play a game on phonics play