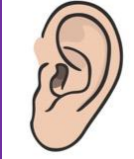


To be able to follow simple rules and expectations

Date: WK 4


1. Good listening



2. Good sitting



3. Good looking



4. Wait for your turn to speak/ answer



5. Hands to your self



Word bank

Introduction to new topic



Word bank
Story
Traditional
tale
Setting
characters



Virtue and values:
Respect

This half term our topic is Let's Pretend. We will learn about different traditional tales. What is your fav story?

Recall: What is a an environment?

It is your surrounding- almost like your setting.



Desert



Arctic



Under the sea - Marine


What kind of animals
do you think you
might see in these
environments?



Jungle



City




Forest



Mountains



The forest




The city



What environment/ setting is Hansel and Gretel set in? Do you live in the same environment?

Where do we live? – Click to reveal answer

The forest



The city



Recap: Can you think of a similarity and difference between the two environments.

Main Task

LO: To make observations and compare different environments



Desert




Arctic




Under the sea - Marine



Jungle



City



Forest



Mountains



On the next few slides – watch the clips and verbally describe the environments. Think about the questions/ prompts on the next slide – make comparisons to other environments

describing



Sight



Hearing



Touch



Smell

Thinking prompts – make it a discussion rather than written.

What did you see?

What did you hear?

What did it smell like?

How do you think it will feel there?

What animals would you see? -you could do some research

What if H & G were in a different environment.. What would it be like?

Adults: scribe key words/ adjectives/ ideas that your child comes up with- this can be used as their own word mat

LO: To describe and make simple observations of different environments



Desert

What could H & G leave to find their way home? What would they need to pack in their bags? Will they be thirsty?



Forward..rewind..Pause whenever you like – Describe and compare the environment together (scroll through the video and watch)

LO: To describe and make simple observations of different environments



Artic

What is different between the Artic and the desert? What kind of clothes do H & G have to wear in this environment?



Forward..rewind..Pause whenever you like – Describe and compare the environment together (scroll through the video and watch)

LO: To describe and make simple observations of different environments



Under the sea - Marine

What animals can you see in this environment? Do you think humans / H & G can live in this environment?



Forward..rewind..Pause whenever you like – Describe and compare the environment together (scroll through the video and watch)

LO: To describe and make simple observations of different environments



Jungle

Can you think of something that is the same between this environment and the forest? What animals will you see?



Forward..rewind..Pause whenever you like – Describe and compare the environment together (scroll through the video and watch)

LO: To describe and make simple observations of different environments



Mountains

How would you feel if you lived in this environment? Would you enjoy it?



Forward..rewind..Pause whenever you like – Describe and compare the environment together (scroll through the video and watch)

Optional Activities

- Create drawings/ collages/ paintings of different environment
- Look through old pictures/ recall old memories of holidays- what was the environment like there?
- Have pictures of different environments and add the correct animals to the environment
- Use the internet to do research about the environments and the animals that live in those areas


Settings Adjectives




warm / sunny / pleasant



cold / snowy / wintry



hot / humid / sticky



windy / gusty / stormy



spooky / haunted / creepy




scary / terrifying



restful / peaceful




crowded / busy



enormous / huge



tiny / miniscule



dazzling / bright



gloomy / dark



quiet / peaceful



noisy / loud



smooth



rough



dirty



clean



tidy / neat



untidy / messy

LO: Listen and join with stories
LO: To recall main events from a story
LO: To use role play to act out a story



Virtue and values:
Respect
Critical thinking
Reasoning
resourcefulness

Hansel and Gretel



gingerbread
house



Hansel



Gretel




woodcutter




witch



birds



key



treasure chest




cage




stepmother



crumbs



bread



pebbles



oven



forest