

Revisit - to be able to recap previously taught sounds (graphemes) and tricky words

Date:

1. Recap previously taught sounds and HFW
2. Recap the HFW (click to reveal)

My Phase 2 Sound Mat



will

went

with

that

them

then

this

see

Word bank
diagraph
tricky words

Revisit - to be able to recap previously taught sounds (graphemes) and tricky words

Date:

1. Recap previously taught sounds and HFW
2. Recap the TW (click to reveal)

My Phase 2 Sound Mat



he

she

we

me

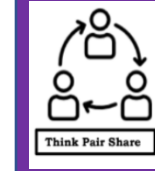
be

Word bank
diagraph
tricky words

Teach – to be able to correctly pronounce the grapheme


- To be able link the sound to words and identify the sound in written words

Explain what a trigraph is and discuss the difference between the sound and word



high

night




igh

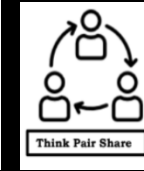


light

flight




Teach – to be able to correctly pronounce the grapheme .




Date:

igh

Teach the action (same song as the ie sound)



Stand to attention and salute, saying *ie, ie*.



Practice/ Apply – to be able to form the sound correctly.

Date:



igh

Form it on different parts of the body and then on your board.
Form the sound on a letter and trace card/ sand
Can you identify the sound from a choice of 2-3 sound cards



Discuss difference between the sound and word.

Date:

igh

light

night

high

flight

I



Practise: To be able to blend sounds to make simple words

Date:

right

sigh

bright



Word bank

He
She
This
That
Then
Them
with

Extension task:

Can you put the word picture into a sentence?

Apply: To be able to segment sounds to make simple words and captions

Date:

I can see the light, it is bright.


Adult to write the sentence out for the child

Child to have a fancy pen/ highlighter/ colour pencil.

- Practise reading the sentence
- Teacher will call out different instructions for the children to carry out (highlight today's sound/ find the tricky word I/ find the word c..a..n/ think of a word that rhymes with light)

Word bank

Light
bright



Apply: To be able to segment sounds to make simple words and captions

Date:



ABC

capital letters




finger spaces



full stops



read it again



Word bank
Light
bright

Main Task

write/ make: The light is bright

Write a Simple caption- use letter cards/ magnetic letters to make words- extend to make a sentences using the cards

Adult can write the sentence and child can highlight key words/ sound or draw a matching picture