

# Revisit - to be able to recap previously taught sounds (graphemes) and tricky words

Date:

1. Recap previously taught sounds and HFW
2. Recap the HFW (click to reveal)



will

went

Word bank  
diagraph  
tricky words

# Revisit - to be able to recap previously taught sounds (graphemes) and tricky words

Date:

1. Recap previously taught sounds and HFW
2. Recap the TW (click to reveal)



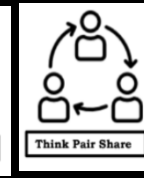
he

she

Word bank  
diagraph  
tricky words

Teach – to be able to correctly pronounce the grapheme

- To be able link the sound to words and identify the sound in written words
- Teach the difference between the hard and soft sound.



Date:



thin

moth



th

three



think



feather



th

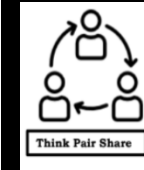
the

Father  
Mother

there



Teach – to be able to correctly pronounce the grapheme .



Date:

th

Listen to the song

<https://www.youtube.com/watch?v=TQYDbZ8ggow>



th

Pretend to be naughty clowns and stick out tongue a little for *th*,



th

and further for **th** (this and **th**umb).



Practice/ Apply – to be able to form the sound correctly.

Date:



th

Form it on different parts of the body and then on your board.  
Form the sound on a letter and trace card/ sand  
Can you identify the sound from a choice of 2-3 sound cards



Practise: To be able to blend sounds to make words and differentiate between the hard and soft sound (click for answers) – chn can practise writing the words into the correct box on WBS

Teach: HFW **this/that/then/with/them**

Date:

th soft

thud

this

with

thin

thank

that

math

then  
them



th hard

Practise: To be blend sounds and identify HFW when reading captions

Date:

th

That cat is thin.



### Word bank

The  
To  
I  
no  
go  
Into  
He  
She  
that

Extension task:

Which word has the hard and soft sound?

Can you think of your own sentence using a hard and soft th sound

Apply: To be able to segment sounds to make simple words and captions

Date:



**ABC**

capital letters




finger spaces



full stops



read it again



**Word bank**

I  
Did  
mum  
Math  
With

Task

Write: I did maths with mum. Extend the sentence

Think of your own sentence with the word think & math

Adult can write the words out on post its, child to make the sentence