



CELEBRATION NEWSLETTER

Friday 12th February 2021

Dear Parents/Carers,

As the half-term comes to a close, we would like to take a moment to celebrate the children's efforts. As parents and educators, children lie at the heart of everything that we do and we want to take this opportunity to let them know how proud we are. Since the school closed in January the children have all worked so hard to keep up with the high expectations that we have set as a school. Even though learning from home can be challenging at times, the children have not given up but shown real courage and resilience. We want the children to remember that learning at home will not be forever and soon we will all be at Avanti House Primary laughing and learning together.

In this week's newsletter, you will find an abundance of celebrations! Children are still buzzing from Storytelling Week and several pupils had the privilege to re-enact their stories to a group of children across the school. Use the following link to view some of the brilliant videos that were created: https://youtu.be/QPOXiaUz_wU. E-Safety week too was a roaring success! The quality of work produced has left us all in complete awe. We are so incredibly impressed with the effort and quality from all the students and the support of siblings and parents too. The talent is second to none with our pupils. We could only wish that we had the infinite capacity to upload every single video to the site, but we hope the children enjoyed their videos being shared with each other. This is a clear reflection of the secure understanding pupils have about keeping safe online, and their amazing technical abilities. Please see our online safety hub which has the presentation from yesterday's online safety session for parents, including many other resources to support parents and children. (<https://sites.google.com/avanti.org.uk/onlinesafety/home>). Finally, do ensure you scroll until the very end of this newsletter as we share a deep reflection by Shree Sawjani and Year 6's exciting Bake-A-Long led by Mrs Nandha.

We hope you have a relaxing, well-deserved half-term break.

Sincerely,

Mrs Joshi and Mr Koorichh



AVANTI HOUSE
Excellence · Virtue · Devotion

Reception Busy Bees

Aarav has wowed us with his amazing work the past couple of weeks. He has been working very hard to recognise letters and say the sounds and sound out some words written by his mum. Aarav has been focusing on his target and could identify independently the animals mum had asked him to pick by pointing to the correct animal. Well done Aarav we are so proud of you and thank you to mum for all your efforts. We can see so much progress.

**Aarav
Jain**



Viaan has really impressed us with his home learning and we are so happy with all his efforts. Viaan recognised a variety of shapes and could name them and we especially liked his amazing beanstalk he created for our focus story Jack in the beanstalk. Viaan showed good control of the scissors and cut out each leaf then stuck them onto his beanstalk. Well done Viaan keep up all the amazing work.

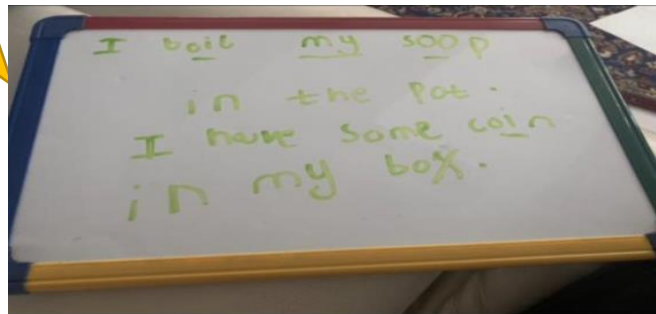


**Viaan
Mehta**

Reception Laughing Ladybirds

Aarav has shown lots of confidence this week when he performed our focus story Jack in the beanstalk. Aarav created puppets to act out the story and narrated it with it very well. We have been super proud of Aarav's amazing and neat handwriting during phonics and loved to see all his lovely sentences he had written. Well done Aarav.

**Aarav
Shah**



Miraya has been getting super creative this week for our internet safety project. Miraya independently created puppets and acted out a story on why it is important not to share our information online. Miraya was very confident in her acting and even used recycling materials to make a mask to represent safety online. Well done Miraya keep up the hard work.




**Miraya
Pareek**

Year 1 Dancing Dolphins

Shyam has been super creative this week by making his own 'Shyam's Costa Coffee' shop! He used Maths to charge his customers, Avanti Values to show respect and patience and most importantly his imagination creating the items in his shop! Well done!

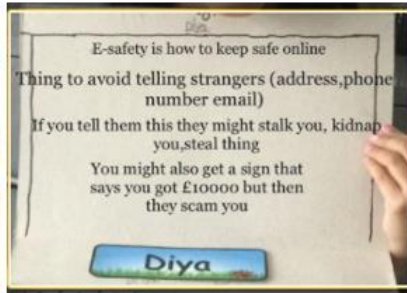


Prapti for being consistent in handing in her work on time and most importantly of high quality! She is constantly persevering to be her best self! Keep it up!



Year 1 Talented Turtles

Creative way to deliver your internet safety message!



Diya

Useful e-safety advice. You spoke clearly and confidently!

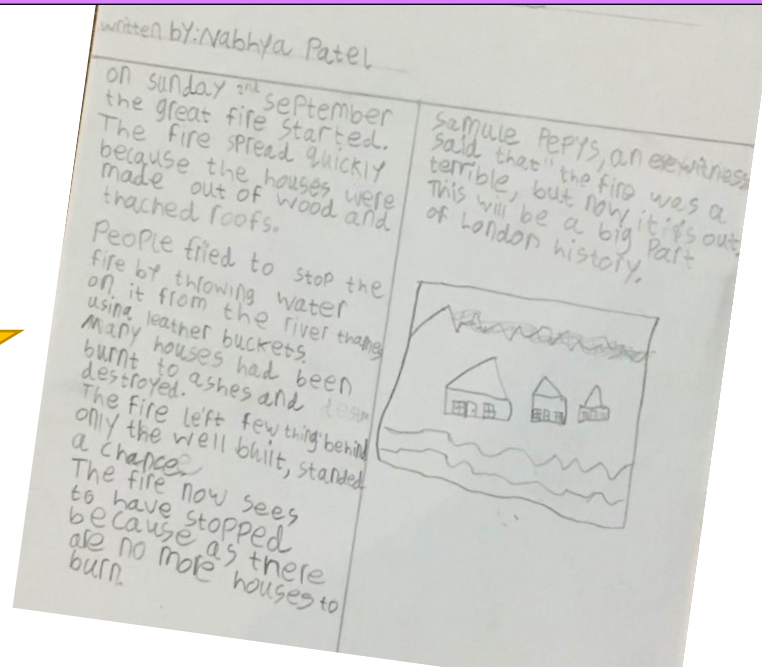


Anaya
Shah


Year 2 Fabulous Flamingos

Nabhya is always presenting himself with great pride and positivity and he has really shone this week, with his work for Storytelling Week and this, a newspaper report showing some of his learning from the topic of The Great Fire of London.

**Nabhya
Patel**



Kush works extremely hard in all subjects with great resilience and positivity. He has shown more confidence in his maths, being able to solve problems dividing by 2, 5 and 10, writing a newspaper report, a setting description and here pictured holding his boat that was made as part of History and Science investigating different materials.



**Kushal
Gadhia**



Year 2 Precious Peacocks

For an excellent effort during National Storytelling Week. **Riana** wrote a wonderful piece on the 'A day in the life...' of her character and spent a great deal of effort dressing up and find props to share her story with the whole class.

Riana



For an excellent effort during National Storytelling Week. **Bhavik** wrote a wonderful piece on the 'A day in the life...' of his character and spent a great deal of effort dressing up to share his story with the whole class.

A day in the life of my character ...Gabe (a nephew of the archaeologist in R.L. STINE's book 'The Return of the Mummy.')

'Today I am going into a 3000 year old pyramid!' my uncle Bob said excitedly. 'It belongs to a Pharaoh called PRINCE CHOR RU. He was a ancient Prince but died of a sickness in his first year of marriage,' my Uncle Bob explained. The day had finally arrived to travel to the incredible, majestic pyramids!

We left at dawn to travel through the desert by camel. When we reached there, uncle Bob handed us each a sharp chisel and a sturdy hammer. My legs felt tingly as we approached the gigantic structure. 'Gosh, huge!' I thought to myself, flabbergasted as I looked at it's looming presence under the scorching sun.

As we gingerly stepped inside the pyramid, I could see a carving of Prince Choru on the old pyramid door. Suddenly there was rumble, I felt the summoner in my pocket turn ice-cold. I thought it must be a warning. 'Watch out! I screeched as a huge boulder almost squashed Uncle Bob. He quickly darted out of the way.

Bhavik

Year 3 Kind Kangaroos

Fantastic video on tips to be safe on the internet for the Internet Safety Week as well as his puppet theatre linked to Science and National Storytelling Week. Well done **Aarav**!

Aarav



A brilliant puppet theatre and storytelling. **Aashni** has grown in confidence over the year which is evident in her confident voice and narration. Well done Aashni!

Aashni



A fabulous effort during National Storytelling Week in all the activities. Aria always puts her all into everything she does and sets a great example for other children in class. Aria showed amazing confidence in her presentation of her story using her puppet theatre and puppets. Well done Aria!

Aria



Year 3 Gentle Giraffes

For Internet Safer week, Vyan created an interactive and fun video with questions about E-safety. Well done Vyan! for answering E-safety questions and showing great editing skills.

Vyan



For Internet Safer week, Tiyan was a confident host for Avanti News and gave great advice. He also made the video interactive and edited it creatively. Well done Tiyan!

Tiyan



Avanti News

With Tiyan and Dayna

Internet Safety Special

Year 4 Respectful Rhinos

For writing a diary from the point of view of an Anglo Saxon using great description of how people lived, worked, what they ate and what they did in their spare time. **Vidya** always endeavors to work hard in her lessons and this work ethic has continued during lockdown. Keep it up!

**Vidya
Joshi**

1066AD

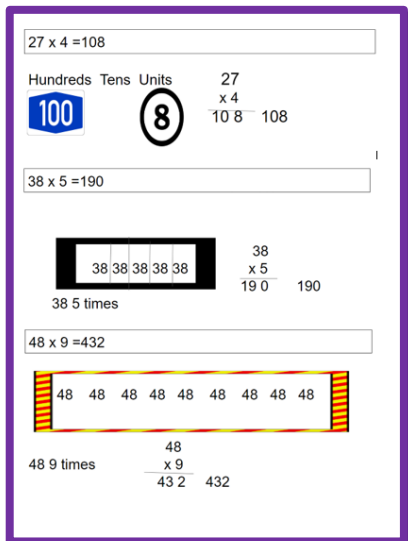
Dear diary,

As soon as I woke up, I jumped out of bed. My bed was made from straw and my pillow was made from feathers. It felt like I had been sleeping on a cloud. The frame of my bed was made from wood. Also, my mum got wool and then made it into a cloth for my blanket and she also used the cloth to put on top of the straw and to put the feathers into the cloth to make a pillow. We lived in a two-room house. The walls were made of wooden planks and the roof was made of straw. We had a fire pit and on top of it was a hole in the roof for the smoke to come out. We cooked on the fire pit and we used it to keep warm. There were stools around it. The second room was the bedroom where me and my mum and dad slept.

Then I ate porridge for breakfast. It was scrumptious. Next, I got dressed into a dress made of blue cloth and a piece string as a belt. I was at home most of the time with my mum. She taught me housekeeping skills such as weaving cloth, cooking, making cheese and brewing ale. After I did the weaving, I helped my mum do the cooking for lunch we made bread and my dad farmed some parsnips. Then I played with my wooden ragdoll and my wooden horse and my other wooden animals- did I mention my dad made all my toys in his spare time after he does all his farming? Then I cooked dinner with my mum we made a mix of vegetables, including onions, peas, parsnips, and cabbage. I am 9 so I was excited because when you are 10 you are a grown up!!! After dinner I went to bed.

From Aedre

For working hard in all her lessons and making sure she always produces her best work. She has presented her math's work well here, showing a pictorial representation of the calculation as well as solving it. **Aanya** is a very polite member of the class who also conducts herself sensibly during zoom lessons and always has relevant comments to make. Keep up the enthusiasm!




**Aanya
Parikh**

Year 4 Humble Hippos

Well done for creating an amazing E-safety video! It was very high quality and could have even been put on the TV. Also well done for consistently producing high quality work in both English and maths throughout the whole term.

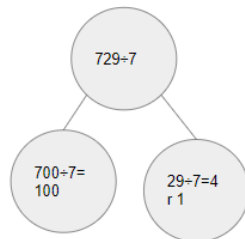
Riya Patel



5. A tub holds 729 ml of ice cream. It is shared equally between seven dishes. How much is in each dish? How much is left over?

There is 1 left over

728
104 104 104 104 104 104 104



Number	Feature and annotation
1	A short description of characters : helps the characters to act
2	Setting description : it helps the people setting up the background set up the right background
3	Stage directions in brackets : it helps the characters know what to do.
4	Speech without inverted commas : it helps the character know what to say.
5	Character names : it helps the characters know when to say their line.
6	Narrators : helps to set the scene for the audience
7	Scene number and title : it helps the characters know when they need to come in.
8	A list of characters : helps the characters know who will be in the scene.

Well done for showing lots of enthusiasm and engagement during our topic lesson. He was being a great detective and figured out many clues about the person buried at Sutton Hoo,

Sathya Sai Chelikani

Year 5 Joyful Jellyfish

Year 5 have been learning about the internet safety. They made brilliant videos and showcased their talent as script writers and film makers. Great work!

Tanisha


What information you should not give



Kiyan presented very useful tips for being safe on the internet. He also included websites like www.saferinternet.org.uk for further reference. Well done Kiyan!

How to stay safe

- Don't use dodgy websites
- Even if you know someone and they ask for your personal information, inform a parent first as some people pretend to know you when they don't.
- Ask a parent before downloading a game.
- Don't meet with someone you don't know.
- Never share your personal information.
- Use a fake name and avatar when playing game.
- When posting on facebook or social media, be careful of what you post, don't post your bank details, but a photo might be okay. If you want to share information, you can select the people you want to see.



Kiyan

Year 5 Sensible Seahorses

Once we had researched our chosen renewable energy resource, we held a debate with 5JJ about the pros and cons. **Bhavthi** spoke eloquently and convincingly about the pros of wind energy and gave some very compelling reasons.

For Geography, in 5SS, the children had to research the pros and cons of one renewable energy resource. **Naya** conducted in depth research about solar and wind energy with facts, figures and graphs to support her pros and cons.

**Bhavthi
Vijayakumaar**

**Naya
Patel**

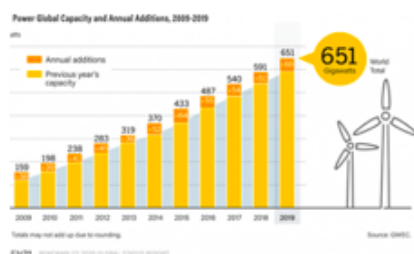
Wind energy is the best renewable energy resource because....

Wind energy has fewer effects on the environment than some other renewable energy resources, wind energy is sustainable. Wind turbines can also reduce the amount of electricity generation that comes from fossil fuels.

UK plant capacity
Solar and wind companies (megawatts)



As you can see on this graph it shows the cost of wind energy increasing by every year, but wind is more efficient than solar energy and panels. Compared to solar panels, wind turbines release less CO₂ to the atmosphere, consume less energy, and can produce more energy.



Solar energy can travel at the speed of 186,000 miles per second, on the other hand wind can travel faster and solar is produced from the sun and mostly in the UK it is not that sunny.

Some pros and cons of wind energy are that

- ☐ Wind is a renewable and
- ☐ clean source of energy
- ☐ It has low operating costs
- ☐ Efficient use of land space
- ☐ Wind is sustainable
- ☐ Wind turbines can be built on existing farms or ranches
- ☐ Wind is a renewable resource
- ☐ Wind is a domestic source of energy
- ☐ Wind energy can be used to power vehicles
- ☐ Wind power can be used to pump water
- ☐ The wind turbines has noise pollution
- ☐ It is intermittent
- ☐ Wind turbines have some negative impacts on their surrounding environment
- ☐ Wind turbines can be a safety hazard
- ☐ Wind turbines can have visual pollution

Facts about wind energy

- ❖ Windmills have been in use since 2000bc
- ❖ The largest wind turbine in the world is in Hawaii
- ❖ Wind energy is unique because it doesn't use water
- ❖ Wind energy is the fastest mode of electricity production across the planet
- ❖ Smaller wind turbines can be used to charge batteries or as backup power

By ~~Naya~~ Naya Patel, 5SS

Year 6 Courageous Canaries

Swaraj has worked extremely hard this week in turning the research he conducted for his Genius Hour presentation into a non-chronological report as part of his Science big write. He made multiple efforts to up level the standard of his writing and consider effective presentation! I am so proud of his dedication to learning during remote learning! 😊

**Swaraj
Ratra**

--Reindeer Report--

Introduction

Although a type of deer, reindeer lives in cold climates, rather than in warm ones. People mostly think of Santa and Christmas when they think of them, but they are a lot more interesting than that! Deers are known for their antlers, and reindeer are no exceptions!

Where do reindeer live?



Reindeer are a species of deer found in the Arctic tundra and can be found at the boreal forests of Greenland, Scandinavia, Russia, Alaska, and Canada. Reindeer have been domesticated in Europe. Reindeers mostly live in cold places like the Arctic. Reindeer adapt to their habitat as they have fur covering their body, which helps it stay warm in its very cold habitat. Reindeer even have fur on the bottom of their hooves, which helps them keep from slipping on icy ground. Their big, broad hooves also work well as paddles when the animal swims across rivers or lakes.

What do reindeer eat?

Reindeer are herbivores, meaning they only eat plants, they mostly like leaves, but will eat mosses, herbs, ferns, grasses, and the shoots and leaves of shrubs and trees. During winter times, they eat lichen, reindeer moss, and fungi, scraping away the snow with their hooves to get it. They have also been seen eating a bird's egg and fish when plants and leaves are difficult to find. When they are in need of fish or eggs, they ram into the tree with the nest on it, knocking eggs down for them to feast on. They fish by throwing a piece of their food into the lake/ ocean, baiting the fish and catching them in their mouths.



What do they look like?



Male reindeer grow to 28 to 53 inches, or 70 to 135 centimetres tall from hooves to shoulder and are around 5.9 to 6.8 feet, 1.8 to 2.1 m long. Females are typically smaller, around 5.5 to 6.2 feet, 1.7 to 1.9 m long. Males weigh 143 to 529 lbs. 65, and females weigh 121 to 308 lbs. They have many layers of fur, which protects them from the cold environment they live in. The fur even goes into the nose, heating the air up before entering the lungs. This is important as if they inhale cold air, they could get illnesses.

Did you know?

Reindeer and caribou are the same animal (*Rangifer tarandus*) and are a member of the deer family. In Europe, they are called reindeer. In North America, the animals are called caribou if they are wild and reindeer if they are domesticated. Both male and female reindeer grow antlers, while in most other deer species, only the males have antlers. Compared to their body size, reindeer have the largest

and heaviest antlers of all living deer species. A male's antlers can be up to 51 inches long, and a female's antlers can reach 20 inches.


Conclusion

Reindeers are large herbivorous mammals that are smart and resourceful as if they cannot find their main source of food, leaves and plants, they resort to eating bird eggs and fishes. Reindeers are going to be extinct due to climate change. Let us all work together to stop this.



Emotions by Devansh Jaisinghani

In the day they sleep high in the trees



If ever leopard came in front of me I would be very scared



Leopards are part of the cat family



Devansh
Jaisinghani

Devansh has worked extremely hard this week with his learning. He has been focussing on the understanding of emotions and various synonyms for them as well as answering questions to an exceptional standard. He presented his Genius Hour presentation to the class on 'Leopards'. His presentation showed great independence, observation and understanding of what he researched and dedication! He presented in an excellent manner. We are so very proud of him!

I typed a super poem
I feel - happy and excited

I want to play Talking Tom but Mummy said no!!!
I feel - sad and angry

I talked to my friends on a zoom call
I feel - happy

I miss my friends and teachers
I feel - sad and upset

When I can't find my Charlie and Lola book
I feel - frustrated and upset

When my friends are being mean and unkind
I feel - very sad and upset

When I don't understand something
I feel - sad and worried

When it is nearly my birthday
I feel - happy and excited

Mrs Nandha and Miss Hirani are impressed and pleased with my work
I feel - happy and excited and proud

If mummy forgot to give me breakfast
I would feel - upset

If I went for a walk and got lost and couldn't find my way back, I would feel - sad and upset and worried

I went to a new school and didn't have and friends yet
I feel - sad and upset and lonely and frustrated

I am tired and don't want to work, but mummy said I have to
I feel - tired and upset and frustrated and angry

Year 6 Optimistic Owls

Writing an engaging non-chronological report about an animal. For the last four weeks, children in year 6 have been researching on an animal as part of our Science topic – Animals including Humans. Using the researched information, children were asked to write a non-chronological report. In this report **Ishika** used a clear title, appealing images, subheadings, sections and captions space. She used appropriate vocabulary to engage the reader. Well done Ishika!



**Ishika
Raghwani**

For a great Genius Hour presentation. Students in year 6 were given a project to research on an animal –randomly selected – and **Risa** carried out a detailed research on kangaroos. She then presented her findings calmly and confidently on a live call as part of our virtual learning.



**Risa
Pindoria**

BAKE – A – LONG maths with Year 6!

On Friday 29th January 2021, Year 6 took part in a bake-a-long led by the year 6 team's very own Mary Berry – Mrs Nandha! Year 6 pupils had been learning about ratio and measurements during the first few weeks of remote learning. Pupils were working very hard on this new concept but at times, would find it just a little difficult to understand. They wanted to know what ratio and working with measurements looks like in a real-life context. Along the way, pupils gained an understanding of other important facts about baking too. Below two pupils have shared what they learnt. The year 6 team thoroughly enjoyed this session. Seeing pupils baking with their parents and siblings, smiling, laughing and learning together was a true delight. It gave remote learning a whole new meaning and that nothing could stop us making memories to last us a lifetime, as well as learning through a purposeful way! Year 6 pupils are enjoying their real-life learning experiences and acquiring these life skills. We are so very proud of them!

Please click on the link below to see how the pupils got on. We also have shared the recipe and method for you to try at home yourselves. We hope you enjoy these vegan friendly treats just as much as year 6 pupils and their families did.



Hare Krishna,
The Year 6 Team.



You will find the video on the year 6 page linked here:
<https://avanti.org.uk/avantihouse-primary/students/year-6/>

Today was an engaging and interactive day for me and my family members because today we baked some delicious Duffins. Just in case you don't know what a Duffin is, it is a doughnut and muffin combined and it is extremely scrumptious - me and my family deeply enjoyed them. I am extremely grateful for Mrs Nanda for helping and guiding us on this journey of making our very own Duffins and I would also like to thank my mother for taking the time to assist me. The filling inside also contributed greatly to the superior taste of the Duffin and you can choose your filling! In the end, they turned out just how it was suggested and I would really recommend it to all those dessert lovers out there.

Shayan Ganesh

I am grateful for the baking session because it was the first time that I was baking with my dad. It was very good because my dad and I spent time together. He and I had so much fun doing maths in a fun way. This proves maths is fun and I learnt lots of new facts.

I learnt that the first cake was made in Egypt. They call it the "baker's dozen" because the rich people of Egypt would eat them and if they didn't weigh the same, the bakers would get killed. That is why they made another batch.

I found out something I never knew! This was that when you put baking soda and apple cider vinegar together, it activates together to make the Duffins rise.

I feel that I have the confidence to cook again!

Hriday Vekaria

My Lockdown experience

I have had an excellent experience ever since lockdown 1 and have continued to do so in Lockdown 3.0. If you don't mind me sharing, I had a very challenging time during lockdown 1, due to my mum being away from me and my dad for 5 months as she had to take care of her parents. Saying that, I must say I had adapted well to the new change of remote schooling.

The key point was all about PLANNING and having a mature and responsible approach to my studies. Just to give you an idea, I would print out my weekly timetable on a Sunday night and keep everything ready on my desk e.g. my Laptop, earphones, stationary and my weekly planner.

During the week, my day would start with a quick 10-minute yoga (Surya Namaskar) followed with breakfast, so I am all refreshed and recharged for the day. At the end of the day, I made sure my work was handed in at a good timely manner; I was never shy to put my hand up whenever I needed help.

In addition, the school played a vital role in the smooth running of the remote learning by creating a balanced timetable which consists of varied class subjects that covered the curriculum. The sessions were very interactive and not mundane which made me look forward to it. The constant feedback and support from the teachers and above all the recognition has been very motivating.

**I basically followed all my school values at home,
i.e. Wellbeing, Yoga, being courageous and showing
empathy**

By Shree Sawjani (6CC)

