




Summer Term 2 Topic: Space and Transport

Key texts



Writing

We want to foster a love for writing at a young age. Providing your child with hands-on experiences are great way to spark their creativity with writing. This might include building and launching a rocket. What did you have to do to make it a success? Or, why don't you visit your local library. Find some non-fiction books about space. Can you write some facts that you have learnt? Getting your child to write sentences consisting of about 5-7 words about what they have learnt about space is a great starting point!

As children are learning about space, it might be worth observing the night sky and note any constellations you can see. Can you research constellations? Have a go at writing some sentences using adjectives to describe them such as 'bright' or 'shiny'.

At school, children will be learning about space, plants and healthy diets.

Other home learning ideas

Design your own alien. Draw and label any unique features. Can you write some sentences to describe your alien?

Can you create a fact file on Neil Armstrong or another famous astronaut?

Home learning project

Create your own rocket out of recyclable materials or create a space mobile to hang in the classroom!

Reading

Most children will now know the following Set 2 sounds. Please work with them at home to help them say these sounds speedily.

Speed Sounds Set 2



Fred Talk

At school, we use Fred talk to help us to blend. Fred says the sounds before reading the words.

Encourage your child to now use 'Fred in their head' to read the following words:

play, pool, away, spray, tail, rain, spoil, pool

Red words

Red words are words you cannot sound out. Help your child to recognise these words. Remember do not sound out the words, just say it!

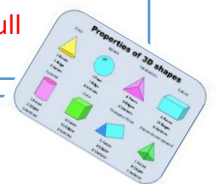
your, no, put, be, my, go, there, some, pull



Maths

Next term, we will be counting beyond ten. We are also continuing learning about one more and one less and recalling number bonds for numbers 0-10. We will also be looking at selecting, rotating and manipulating shapes, with a focus on 3D shapes and doubling and sharing.

Moreover, we will look at subitising. Can you give your child a number and ask them to represent it speedily on their fingers?



Remember to go onto our school website for key calendar dates: [Calendar – Avanti Fields School](#)

Remember to log on to your child's Espresso account to access their learning pad and a wealth of learning resources.