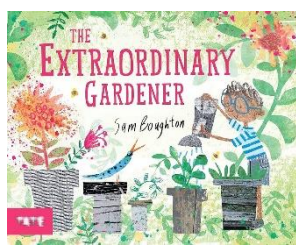



Summer Term 2 Topic: Wonders of the World



Key texts:



Reading:

Most children will now know Set 2 and Set 3 sounds. Please work with them at home to help them say these sounds speedily and read words that include these.

Fred Talk: At school, we use Fred talk to help us to blend. Fred says the sounds before reading the words.



Key reading words to practise: coach, blow, spoon, share, spoil, care, rude, name, smile, phone, delicious.

Common exception words: Each year group has key words to learn. Below are the common exception words for Year 1 and 2.

Please practise reading and spelling: the, a, do, to, today, of, said, says, are, were, was, house, friend, once

Common Exception Words

Year 1				Year 2				
a	his	push	was	after	class	floor	most	pretty
are	house	put	we	again	climb	gold	move	prove
ask	I	said	were	ang	clothes	grass	Mr	should
be	is	says	where	bath	cold	great	Mrs	steak
by	love	school	you	beautiful	could	half	old	sugar
come	me	she	your	because	door	hold	only	sure
do	my	so		behind	even	hour	parents	told
friend	no	some		both	every	improve	pass	water
full	of	the		break	everybody	kind	past	who
go	once	there		busy	eye	last	path	whole
has	one	they		child	fast	many	people	wild
he	our	to		children	father	mind	plant	would
here	pull	today		Christmas	find	money	poor	

Writing:

In Year 1, the children have been making their sentences more interesting by adding adjectives and verbs to allow them to write creatively.

At home, you can encourage this by getting them to write about their experiences. They could story map it first (draw pictures to remind them what they need to write) and then use the map to help them write the sentences. We want all our children to know that at the beginning of a sentence they need a capital letter and at the end they need a full stop. Get your children to read their sentences back and correct any mistakes independently.




Other home learning ideas:

We will be using our culinary skills to prepare food. Can you use the claw grip and bridge grip to shop fruits and vegetables?

Home learning project:


Our topic is about the wonders of the world. Can you make your own collage or a mixed media art piece of a wonder of the world?



Maths:

This term, the children will be looking at time and money. Help your child at home to tell the time using the key words: o'clock, quarter past, half past and quarter to. You can also help your child count money at home; remind them to count in 2s, 5s or 10s to support.

Count the money in each purse.



Remember to go onto our school website for key calendar dates: [Calendar – Avanti Fields School](#)

Remember to log on to your child's Espresso account, Oxford Owl and My Maths to access their learning pad and a wealth of learning resources.

Science

In Science, we are recapping what we know about **plants, trees and seasonal changes**.

Can you identify **different parts of plants**? Can you take a walk and find different **wild plants** and name them?

Can you identify **different parts of a tree**? Can you identify and **name different types of trees** and find out whether they are **evergreen or deciduous**?

Can you discuss the **seasonal changes** that occur among plants and trees?

P.E

This summer term, we will be participating in multi-skill games which includes bat and ball skills, balancing, throwing and catching etc.

Have a go at playing different team sports with your family and/or friends such as tennis, badminton, cricket etc. Can you practise your batting, balancing, and throwing and catching skills ready for sports day?



Design and Technology

We will be using our culinary skills to prepare foods with different tastes and textures. Can you cook and prepare some healthy tasty lunch and snack ideas and describe how they taste.

Music

We will continue to explore a range of different music and creating dance moves to suit the tone of the music. Can you choose a song and create your own dance moves?

Computing

In computing, we will be creating fact files using different platforms and exploring facts using different search engines. Can you create a fact file of a significant person or an animal by using PowerPoint or Word Document? Can you research different facts using safe websites such as *National Geographic Kids*?



Blue Whale

The blue whale is the largest animal ever known to live on Earth. They are seen in small groups but usually live alone or in pairs.

Age: 20 - 90 years old
Size: 10 to 30 metres long
Weight: Up to 200 tonnes

Blue Whale Facts

The blue whale is a mammal, which means it gives birth to live young. Their babies are known as calves.

Blue whales are omnivorous and eat tiny shrimp-like animals called krill. They eat about a tonne of krill a day.

The tongue of a blue whale weighs as much as an elephant and their hearts are the same size as a car!

They usually swim at about 10km/h but when they are threatened they can reach a speed of 20km/h.

Blue whales mate in polar seas in the summer and move nearer the equator during the winter.

Blue whales make noises which are louder than a jet engine. It is thought that they can hear each other from up to 3000 miles away!

Blue Whales and Predators

Blue whales have been hunted for many years and are now an endangered species. They are one of the primary top of the marine food chain.

They can be hunted by sharks and killer whales and they are often hunted by orca pods.

Fact File

Full Name:	Who were they?
Date of Birth:	
Place of Birth:	Place (City):
Home (City):	

FACT SHEET

COMPUTING SKILLS

Topic	Key Facts	Key Skills
Researching	Using search engines to find information.	Using search engines to find information.
Presenting	Using PowerPoint to create presentations.	Using PowerPoint to create presentations.
Writing	Using Word to create documents.	Using Word to create documents.