




Spring Term 1 – Amazing Africa!

Key texts:



Writing:

In Year 2 we further embed our knowledge of different text types. This term the pupils will write a narrative in detail, instructions on making an African dish and poetry.

At home, please encourage your child to read various recipe books and discover instruction writing – this could be seeing online recipes too, reading books, or even following instructions from an adult.

Capital letters, finger spaces, and full stops remain a key focus always. We are also looking for the **use of correct tenses in writing** and being able to **proofread effectively to produce quality written work**. Allow your child time to practice cursive handwriting and provide opportunities to write at all times.

Other home learning ideas:

Use the internet to explore more about Amazing Africa!

<https://www.kids-world-travel-guide.com/africa-facts.html>

Home learning project:

The children will be learning about Africa! Can you create a scene of a the African Savannah? Can you add some animals that we could see there? What would the temperature be like? Be sure to add some writing and tell us a bit about your African Savannah Scene! Can you make it 3D and blow our minds? 😊

Reading:

Most children should know Set 3 sounds confidently. Please work with them at home to help them say these words fluently and practice reading on multiple occasions. The children have been enjoying reading thesauruses in their class work. Encourage your child to find alternative words for sad, happy, big, small, bad....etc.



Fred Talk: At school, we use Fred talk to help us to blend. Fred says the sounds before reading the words.



Key reading words to practise: Africa, kingdom, animal, tribe, tradition, village, savannah, continent, country, instruction, recipe, weather, eco-system

Common exception words: Each year group has key words to learn. Below are the common exception words for Year 2.

Please practise reading and spelling: floor, gold, grass, great, half, hold, hour, improve, kind, last, many, mind, money

Year 2 Common Exception Words				
after	class	floor	most	pretty
again	climb	gold	move	prove
any	clothes	grass	Mr	should
bath	could	great	Mrs	steak
beautiful	cold	half	old	sugar
because	door	hold	only	sure
behind	even	hour	parents	told
both	every	improve	pass	water
break	everybody	kind	past	whole
busy	eye	last	path	who
child	fast	many	people	wild
children	father	mind	plant	would
Christmas	find	money	poor	

Maths:

This term the children will be consolidating their understanding of numbers upto 100. We will now also move onto multiplication and division, along with column addition and subtraction and money. Additioanlly, the children will also look at shape. Why not explore the following links to learn more:

Toy Shop Money Game

<https://www.topmarks.co.uk/money/toy-shop-money>

<https://www.topmarks.co.uk/r.aspx?sid=4881>

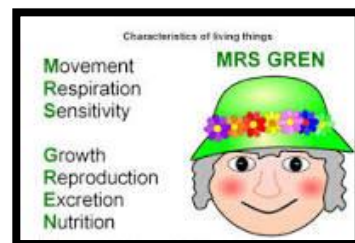
Remember to go onto our school website for key calendar dates: [Calendar – Avanti Fields School](#)

Remember to log on to your child's Espresso account to access their learning pad and a wealth of learning resources.

Science

In Science we are learning about living and non-living things We will be recapping the features of living and non-living things and reminding ourselves of MRS GREN. We are also looking at things that have never lived and how to differentiate between these.

Also, we will be looking at what different things around us are made from. Can you recognise the materials that are used around us? Where have they come from?



Geography

In Geography we are learning more closely about London and making comparisons with another country's capital, Nairobi. What is similar about both cities? What is different about both cities? What currency is used there? What is the eco-system like? Any special recipes from Nairobi?



History

In History we will be learning about Nelson Mandela and recognising his work during his life. We will be understanding who Nelson Mandela is, how he lived his life and the impact of his work. We will understand his work for democracy and supporting the human rights of all.

Use on the link below to learn more about him and Mandela Day celebrated on 18th July every year -

https://www.youtube.com/watch?v=iiqFMx1_abc&pp=ygUcbmVsc29uIG1hbmRlbGEgZm9yIGNoaWxkcmVulA%3D%3D

P.E

In P.E we will be exploring attacking and defending as well as circuit training. What does attack and defend mean?

Circuit Training



Attacking and Defending



Art

In art we are exploring the work of dot patterns, making 3D models from paper and looking specifically at aboriginal art.

Technical vocabulary:

Indigenous – belonging to a particular place rather than coming to it from somewhere else.



Inspired – to be influenced by something or somebody.



Sacred – connected with a god or considered to be holy.



Depth – the distance from the top or surface to the bottom of something



Maquette – a small drawing or model that is used as the basis for a sculpture.



Sculpt – to make figures or objects by carving or shaping wood, stone, clay, metal etc.



Connections:

John Kindness
(born 1951)
Irish sculptor
and painter



Design and Technology

This term we will be exploring African patchwork and creating our own patchwork pieces to show the beauty African pattern work and embroidery.

Patchwork – a type of needlework where small pieces of cloth in different designs, colours or textures are sewn together.



Overstitch – a stitch made over an edge or over another stitch.



Repurpose – to change something slightly in order to make it suitable for a different purpose.



Template – a shaped piece of metal, wood, card, plastic or other material used as a pattern for processes such as painting or cutting out.



Appliqué – a technique where pieces of fabric are sewn or stuck on to a larger piece to form a picture or pattern.



Quilt – fabric made from several layers with a decorative patchwork top layer.



Connections:

Frank Havrah 'Kaffe' Fassett
(born 1937)
American-born,
British-based artist



Music

In music we will be learning to exploring traditional African music, the instruments used and the beats we can hear.

Listen to this piece of music -

[African Folk Music Instrumental | Marimba, Kalimba, & Drums \(youtube.com\)](#)

Key words

- **Dynamics:** quiet (piano), loud (forte).
- **Pitch:** minor key, interval.
- **Timbre:** voice/vocal and instrument sound quality (e.g. 'breathy').
- **Structure:** phrase, section.
- **Duration:** staccato (short, detached notes) e.g. 'alone'/'home'/'thump'/'jump'.
- **Other:** graphic score.



Computing

This term we will be focussing on using iPad/Computers to research Africa, what can we find out about Africa? We will also be recognising Safer Internet Day on Tuesday 11th February 2025.

Also, please keep encouraging your child to practise logging in- this could be on a home computer, login into espresso or MyMaths and continue allowing them to explore using the keyboard to practise typing.

