



Summer Term 1 Topic: Caring for Creatures

Key texts



Writing

We want your child to develop a love for writing at a young age. Providing your child with hands-on experiences are great way to spark their creativity with writing. This might include writing a shopping list or even a simple trip to a pet shop/aquarium/farm to see what animals they can see. Getting your child to write sentences consisting of about 5-7 words about what they have observed or their favourite type of animal/s is a great starting point!

As children are learning about caring for creatures, it might be a good idea to discuss where different animals live. Where do elephants live? Do monkeys always live in trees? Why are bird nests always in a tree? Discuss the different habitats of animals and write sentences about how it feels? A hot, scorching desert or a cold, snowy mountain? What will you write about?

At school, we will also be discussing our feelings and thinking about how we look after ourselves.

Other home learning ideas

Can you create an animal portrait of your favourite animal? You can use colours, paint and mixed media to make it look amazing!

Can you write 5 super sentences about an animal you like? Try and use some adjectives to describe how they look and move around! Do they stomp, roar or waddle? Are they long or short? Are they stripy or slimy?

Home learning project

Can you create an animal using recyclable materials? What animals would you make? Where does that animal live? What materials will you use to create the animal's features? Show us how creative you can get!

Reading

Most children will now know the following sounds from Set 2 and Set 3. Please work with them at home to help them say these sounds speedily.

Speed Sounds Set 2



Remember to log in to Oxford Owl and complete the reading activities set.

Fred Talk

At school, we use Fred talk to help us to blend. Fred says the sounds before reading the words.

Key reading words to practise:

spray, sweet, night, chair, start, twirl, round, enjoy

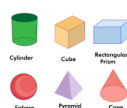
Red words

Red words are words you cannot sound out. Help your child to recognise these words. Remember do not sound out the words, just say it!

Maths

Next term, we are learning about 3D shapes and numbers up to 20. Can you name a 3D shape? Can you recall the names of 2D shapes? Can you explore different ways of making numbers up to 20? We will also be looking at selecting, rotating and manipulating shapes to develop children's spatial reasoning skills.

Remember to login to Numbots to develop your child's mathematical fluency!



Remember to go onto our school website for key calendar dates: [Calendar – Avanti Fields School](#)

Remember to log on to your child's Discovery Espresso account to access their learning pad and a wealth of learning resources.

