



Summer Term 1 Topic: Under the Sea



Key texts:



Writing:

In Year 1, the children have been making their sentences more interesting by adding adjectives and verbs to allow them to write creatively.

At home, you can encourage this by getting them to write about their experiences. They could story map it first (draw pictures to remind them what they need to write) and then use the map to help them write the sentences. We want all our children to know that at the beginning of a sentence they need a capital letter and at the end they need a full stop. Get your children to read their sentences back and correct any mistakes independently.



Other home learning ideas:

We will be recapping materials fact files in History and using our knowledge to write a fact file about David Attenborough. Can you research some interesting facts about David Attenborough?

Home learning project:

In Art and Design, we will be looking at life under the sea. Can you make an under the sea collage using different materials?



Reading:

Most children will now know Set 2 and Set 3 sounds. Please work with them at home to help them say these sounds speedily and read words that include these.

Fred Talk: At school, we use Fred talk to help us to blend. Fred says the sounds before reading the words.

Key reading words to practise: coach, blow, spoon, share, spoil, care, rude, name, smile, phone, brown.

Common exception words: Each year group has key words to learn. Below are the common exception words for Year 1 and 2.

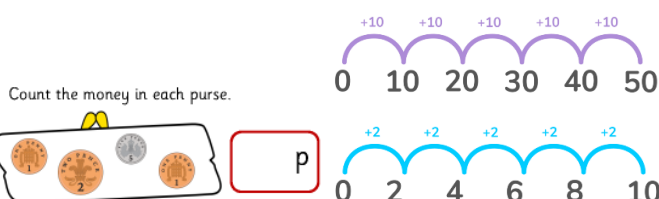
Please practise reading and spelling: the, a, do, to, today, of, said, says, are, were, was, house, friend, once

Common Exception Words

Year 1				Year 2				
a	his	push	was	after	class	floor	most	pretty
are	house	put	we	again	climb	gold	move	prove
ask	I	said	were	any	clothes	grass	Mr	should
be	is	says	where	bath	cold	great	Mrs	steak
by	love	school	you	beautiful	could	half	old	sugar
come	me	she	your	because	door	hold	only	sure
do	my	so		behind	even	hour	parents	told
friend	no	some		both	every	improve	pass	water
full	of	the		break	everybody	kind	past	who
go	once	there		busy	eye	last	path	whole
has	one	they		child	fast	many	people	wild
he	our	to		children	father	mind	plant	would
here	pull	today		Christmas	find	money	poor	

Maths:

This term, the children will be looking at place value to 100 and money. Remind children of how to count forwards and backwards from 100. Help your child count money at home; remind them to count in 2s, 5s or 10s to support.



Remember to go onto our school website for key calendar dates: [Calendar – Avanti Fields School](#)

Remember to log on to your child's Espresso account, Oxford Owl and My Maths to access their learning pad and a wealth of learning resources.

Science

In Science, we are learning about **different materials**, including wood, plastic, glass, metal, fabric and rock.

Can you identify **different materials** in your house or outside? Try and sort them out into groups e.g. **opaque** materials and not opaque materials?

Can you find any materials that are recyclable?

P.E

In P.E, we will be participating in bat and ball games.

Have a go at playing different team sports with your family and/or friends such as tennis, badminton, cricket etc. Can you practise your batting, throwing and catching skills?



Design and Technology

We will continue to explore construction by using a range of materials. Can you have a go at building structures. How can you make your structure stronger?

Music

We will continue to explore a range of different music and use instruments to keep in time with different beats. Can you practise using you body or playing instruments at home to different songs?

Computing

In computing, we will be looking at algorithms and programming toys; this will include writing instructions.

What instructions would you give to this robot about how it should brush its teeth? Can you write your instructions down and use time connectives e.g. first, next, after, later etc.?

