



Summer Term 2 Topic: Wonders of the World



Key texts:



Writing:

In Year 1, the children have been making their sentences more interesting by adding adjectives and verbs to allow them to write creatively.

At home, you can encourage this by getting them to write about their experiences. They could story map it first (draw pictures to remind them what they need to write) and then use the map to help them write the sentences. We want all our children to know that at the beginning of a sentence they need a capital letter and at the end they need a full stop. Get your children to read their sentences back and correct any mistakes independently.



Other home learning ideas:

We will be using our culinary skills to prepare food. Can you use the claw grip and bridge grip to shop fruits and vegetables?

Home learning project:

Our topic is about the wonders of the world. Can you make your own collage or a mixed media art piece of a wonder of the world?



Reading:

Most children will now know Set 2 and Set 3 sounds. Please work with them at home to help them say these sounds speedily and read words that include these.

Fred Talk: At school, we use Fred talk to help us to blend. Fred says the sounds before reading the words.



Key reading words to practise: coach, blow, spoon, share, spoil, care, rude, name, smile, phone, delicious.

Common exception words: Each year group has key words to learn. Below are the common exception words for Year 1 and 2.

Please practise reading and spelling: the, a, do, to, today, of, said, says, are, were, was, house, friend, once


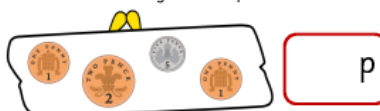
Common Exception Words

Year 1				Year 2			
a	his	push	was	after	class	floor	most
are	house	put	we	again	climb	gold	move
ask	I	said	were	any	clothes	grass	Mr
be	is	says	where	bath	cold	great	Mrs
by	love	school	you	beautiful	could	half	old
came	me	she	your	because	door	hold	only
do	my	so		behind	even	hour	parents
friend	no	some		both	every	improve	pass
full	of	the		break	everybody	kind	past
go	once	there		busy	eye	last	path
has	one	they		child	fast	many	people
he	our	to		children	father	mind	plant
here	pull	today		Christmas	find	money	poor

Maths:

This term, the children will be looking at time and recapping money. Help your child at home to tell the time using the key words: o'clock, quarter past, half past and quarter to. You can also help your child count money at home; remind them to count in 2s, 5s or 10s to support.

Count the money in each purse.



Remember to go onto our school website for key calendar dates: [Calendar – Avanti Fields School](#)

Remember to log on to your child's Espresso account, Oxford Owl and My Maths to access their learning pad and a wealth of learning resources.

Science

In Science, we are recapping what we know about **plants, trees and seasonal changes**.


Can you identify **different parts of plants**? Can you take a walk and find different **wild plants** and name them?

Can you identify **different parts of a tree**? Can you identify and **name different types of trees** and find out whether they are **evergreen or deciduous**?

Can you discuss the **seasonal changes** that occur among plants and trees?

P.E

This summer term, we will be practising our running and jumping skills. Can you practise jumping from different heights? Are you using the correct form when jumping? What different types of jumps can you do?



Design and Technology

We will be using our culinary skills to prepare foods with different tastes and textures. Can you cook and prepare some healthy tasty lunch and snack ideas and describe how they taste?

Music

We will continue to explore a range of different music and creating dance moves to suit the tone of the music. Can you choose a song and create your own dance moves?

Computing

In computing, we will be creating fact files using different platforms and exploring facts using different search engines. Can you create a fact file of a significant person or an animal by using PowerPoint or Word Document? Can you research different facts using safe websites such as *National Geographic Kids*?



Fact File	
Full Name	Who were they?
Date of Birth	
Place of Birth	
Person for	

