

















The Super Curriculum complements the Avanti Grange taught curriculum. Super Curriculum activities take topics of study in the classroom further, allowing students to explore areas of interest in greater depth, and point students to additional topics of interest beyond the taught curriculum.

Super Curriculum activities can take a wide variety of forms. Students are free to choose the activity that most interests them. Participating in Super Curriculum activities will help students to broaden their horizons, nurture their love of learning, open their eyes to the world through different disciplines, and build their wider knowledge and cultural capital.

	Read		Visit		Visit
	<p>Read the below articles outlining the development of 'Smart Textiles'. Consider the influence these may have in developing modern and innovative products.</p> <p><b>Resources/link:</b></p> <p><a href="https://www.loomia.com/blog/passive-vs-active-smart-textiles">https://www.loomia.com/blog/passive-vs-active-smart-textiles</a></p> <p><a href="https://news.mit.edu/2022/smart-textiles-sense-movement-0707">https://news.mit.edu/2022/smart-textiles-sense-movement-0707</a></p>	<p>Visit the Design Museum in London. The Design Museum displays a range of free to enter exhibits outlining key features of design in a modern society. Some exhibitions are paid, so check the website before visiting!</p> <p><b>Resources/link:</b></p> <p><a href="https://designmuseum.org/">https://designmuseum.org/</a></p>		<p>Visit the Victoria and Albert Museum in London. A range of free exhibits display design across a vast period of world history. Some exhibitions are paid, so check the website before visiting!</p> <p><b>Resources/link:</b></p> <p><a href="https://www.vam.ac.uk/south-kensington">https://www.vam.ac.uk/south-kensington</a></p>	

	Plan/design		Watch		Create
<p>Design a prototype product that can solve an everyday problem in the home. Display sketches of the prototype product you have designed or design using Google Sketchup.</p> <p><b>Resources/link:</b></p> <p><a href="https://app.sketchup.com/app">https://app.sketchup.com/app</a></p> <p><a href="https://www.youtube.com/@productdesignermaker/playlists">https://www.youtube.com/@productdesignermaker/playlists</a></p>		<p>Watch Jamie Oliver's TV shows to take inspiration and get ideas for meals that can be prepared and eaten at home.</p> <p><b>Resources/link:</b></p> <p><a href="https://www.channel4.com/programmes/jamies-meat-free-meals">https://www.channel4.com/programmes/jamies-meat-free-meals</a></p> <p><a href="https://www.channel4.com/programmes/jamies-1-wonders">https://www.channel4.com/programmes/jamies-1-wonders</a></p> <p><a href="https://www.channel4.com/programmes/jamie-what-to-eat-this-week">https://www.channel4.com/programmes/jamie-what-to-eat-this-week</a></p>		<p>Create a prototype products using waste packaging or materials from around the home. Use glue or tape to assemble the product and share images with your class teacher.</p> <p><b>Resources/link:</b></p> <p><a href="https://www.youtube.com/watch?v=k_9Q-KDSb9o">https://www.youtube.com/watch?v=k_9Q-KDSb9o</a></p>	

	Read		Research		Watch		Listen
	Create		Write		Plan/design		Visit