

This week we have been learning place value and numbers up to 50, using ten frames, dienes. We are using vocabulary such as: more than (>), less than (<) and equal to (=). The children are familiar with these terms so please encourage your child to discuss how they are working out the answers and explain their reasoning.

21	22	23	24	25	26	27	28	29	30
31	32	33	34	35	36	37	38	39	40
41	42	43	44	45	46	47	48	49	50

Choose a number from the number grid and write it in the box below.
Use the number grid to find out what one more and one less is and finish the sentences below.

The number is ____.

One more is ____.


One less is ____.

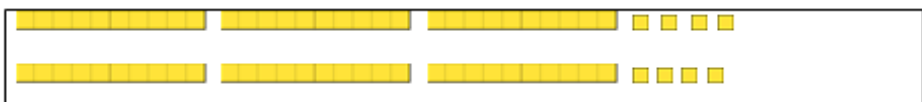
The number is ____.

One more is ____.

One less is ____.

Count each collection of objects and write the totals.
Find and compare the totals on your number grid and complete the boxes.

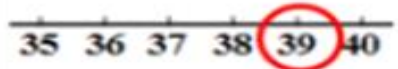




<

 >

Count how many are in each group, compare the numbers on the number grid and write the correct sign, more than (>), less than (<) and equal to (=), in the middle box.

		
		
2 tens and 8 ones		3 tens and 6 ones