









Science: In science this year so far, we have learnt about animals including humans, materials, seasons and plants. The following activities are based on all four topics. Please encourage your children to select and complete activities in no particular order. Choose one of the activities each week so by the end of this $\frac{1}{2}$ term you would have completed all six of them.

1 Description	2 Investigation	3 Toy Model
<p>Describe your favourite fruit or vegetables using all 5 senses.</p>  <p>VISION HEARING SMELL TASTE TOUCH</p> 	<p>Choose an investigation from this website.</p> <p>https://www.weareteachers.com/easy-science-experiments/</p>  <p>You can record your findings by taking photos or write up your investigation.</p>	<p>Toys and their Materials</p> <p>Make a toy model using materials you have in your house.</p> <p>After you have built a model write an instruction on how you made it.</p>
<p>Complete a cross word. See attached below</p> 	<p>Observe birds in the local area or your garden and try bird-spotting.</p> <p>How many different types of birds did you spot? Can you find some facts about them and may be create a fact file for your friend?</p>   <p>Be creative: draw, paint a bird or make a 3D model using recycle materials.</p> <p>Use the attached identification sheet to help you with their names.</p> 	<p>Research about the famous scientist 'Mary Anning'. Write a fact file -template provided.</p>  <p>This website link has some interesting facts about Mary Anning that will help you.</p> <p>https://www.theschoolrun.com/homework-help/mary-anning</p>
4 Crossword	5 Bird Watching & Facts Cards	6 Biography of Mary Anning

A list of websites you may find useful: <https://drjosciencesolutions.co.uk/workshops-2/resources/?fbclid=IwAR0EwblEBpnic4eeGpLUqj1FdRh-KYTPWjKeZaliSRBBxTq8OvYbqhJfXuw>

Find resources for Activity 1, 2, 4, 5, 6 under the science tab