

Learning Objective:

LO: To talk about how they celebrate with family and friends

LO: To recall special events

LO: To show an understanding of some simple Muslim/ Islam customs and cultural events

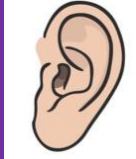
LO: To identify similarities and differences between celebrations.

Date: Week 4
Islam

To be able to follow simple rules and expectations

Date: WK 4


1. Good listening



2. Good sitting



3. Good looking



4. Wait for your turn to speak/ answer



5. Hands to your self



Word bank

Recap last week's learning

Date: Monday



Word bank
Islam
Muslims
Head scarf
Prayer cap
Same
Different



Virtue and values:

Recap last week's learning

Date: Monday

1. Help me match the pictures!



Word bank
Islam
Muslims
Head scarf
Prayer cap
mosque
Same
Different



Virtue and values:
respect

Recap last week's learning



Date: Monday

2. What did Buddha do most of the time?



Word bank
Islam
Muslims
Head scarf
Prayer cap
mosque
Same
Different



Virtue and values:
respect

LO: To show an understanding of some simple Muslim customs and cultural events



Date: Monday



Head Scarf and Prayer Cap



Mosque



Eid celebrations



Allah
(no picture as they do not worship images/ deities)



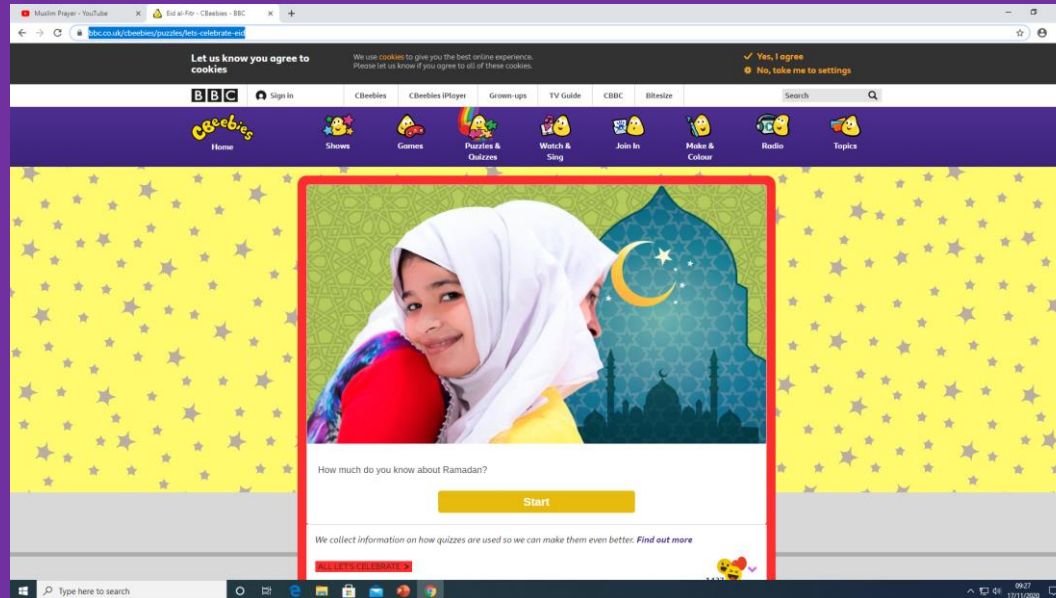
Virtue and values:
Respect

This week we will be learning about a new faith – Islam. Go through pictures and artefacts as a class (circle) and explore. Have an open discussion and allow children to ask questions

LO: To show an understanding of some simple Muslim customs and cultural events
LO: To identify similarities and differences between celebrations

Date: Monday

<https://www.bbc.co.uk/cbeebies/puzzles/lets-celebrate-eid>



Virtue and values:
Respect

Watch the above video and pause in between to discuss similarities and differences between how Muslims pray/ celebrate
Look at how they celebrate Eid. What similarities and differences can you spot between their faith and yours.

