


Autumn Term

Sanskrit Revision Booklet – Reception Class

- 1) Practise greeting somebody and telling them your name...

Namaste - Hello

My name is _____	Mama nāma _____
------------------	-----------------



2) Sing this song with your friends and family with the actions!

Sanskrit Head Shoulders Knees and Toes!



Śira



Skandhaḥ



Jānu



Pādaḥ



Netram

ca



Karṇaḥ

ca



Mukham

ca



Nāsikā

3) Practice reciting the verses below.

(You can search them on Youtube for extra help.)

Bhagavad Gita: Chapter 9, Verse 26

*patraṁ puṣpaṁ phalaṁ toyam
yo me bhaktyā prayachchhati
tadahaṁ bhaktyupahṛitam
aśhnāmi prayatātmanaḥ*

patraṁ—a leaf; *puspaṁ*—a flower; *phalam*—a fruit; *toyam*—water; *yaḥ*—
whoever; *me*—unto Me; *bhaktya*—with devotion; *prayacchati*—offers; *tat*—that; *ahaṁ*—I;
bhakti-upahṛitam—offered in devotion; *asnami*—accept; *prayata-atmanaḥ*—of one in pure consciousness.


TRANSLATION

If one offers Me with love and devotion a leaf, a flower, fruit a water, I will accept it.

4) Remember these Colours! Find things around your home and tell your family members what colour it is...in Sanskrit.



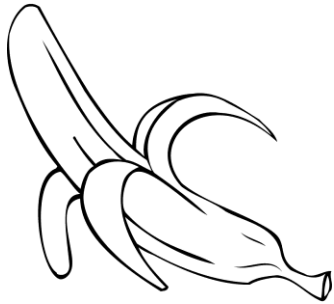
5) When you eat these fruits, name them as you eat. Yum Yum!!!!




Draaksaa



Svaaduuphalam



Kadaliphalam



Naarangaphalam

6) Have a conversation with someone who visits you. Use the words below....

Svāgatam

स्वागतम्

(Welcome)

su-prabhātam

सुप्रभातम्

(Good Morning)

7) Watch the following Sanskrit cartoons on Youtube. See if you can hear any words we have been learning in class.

From the settings, try to get the subtitles. You can also view the cartoons in English.

Search:

The Greatest Treasure Sanskrit

Tucket the Bucket Sanskrit

Most of all, have a fun break. Happy Christmas!