


Revisit - to be able to recap previously taught sounds (graphemes) and tricky words

Date:

1. Recap previously taught sounds and HFW
2. Recap the HFW (click to reveal)

My Phase 2 Sound Mat



will

went

with

that

them

then

this

see

look

too

for

Word bank
digraph
tricky words

Revisit - to be able to recap previously taught sounds (graphemes) and tricky words

Date:

1. Recap previously taught sounds and HFW
2. Recap the TW (click to reveal)

My Phase 2 Sound Mat



he

she

we

me

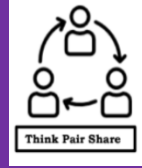
be

was

Word bank
digraph
tricky words

Teach – to be able to correctly pronounce the grapheme

- To be able link the sound to words and identify the sound in written words



hurt



curtain

turn




ur

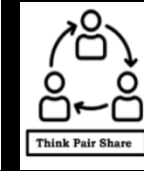
church



burnt



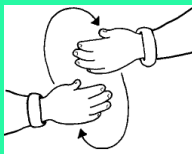
Teach – to be able to correctly pronounce the grapheme .



Date:


ur

Teach the song and action



er

Roll hands over each other like a mixer and say *erererer*.



Practice – to be able to form the sound correctly.

Date:




ur

Form it on different parts of the body and then on your board.
Form the sound on a letter and trace card/ sand
Can you identify the sound from a choice of 2-3 sound cards



Practise: To be able to segment sounds to make simple words and captions

Date:



--	--

Word bank

He
She
This
That
Then
Them
with

Extension task:

Can you put the word picture into a sentence?

Make the word using magnetic letters

Practise: To be able to segment sounds to make simple words and captions

Date:



Word bank

He
She
This
That
Then
Them
with

Extension task:

Can you put the word picture into a sentence?

Make the word using magnetic letters

Teach/ practise – to be able to read and recognise phase tricky words

Date:

my



My mum has a bag.

Teacher to model using sound buttons to read the word. Does it make sense? Why not?

TW are words we just need to know

Model the word in a sentence


Chn to use it in a sentence.

Practice/ Apply – to be able to form the word correctly.

Date:



my




Form it on different parts of the body and then on your board.

Form the word on a letter and trace card/ sand

Can you identify the word from a choice of 2-3 sound cards

Apply – to be able to use tricky words and the ‘ur’ sound in a sentence.

Date:



ABC



capital letters

finger spaces

full stops

read it again



My

burn
fur
turn
Curl
hurt

Think of a simple sentence using the tricky word and the sound we learnt today. Can you write it as a sentence? Extend sentence using and

Write simple captions

Adult can write the sentence out and children can highlight tricky words and HFW