

# To be able to follow simple rules and expectations

Date: WK 3


1. Good listening



2. Good sitting



3. Good looking



4. Wait for your turn to speak/ answer



5. Hands to your self



**Word bank**

## Introduction to new topic

Date: Wednesday



**Word bank**  
**Story**  
**Traditional**  
**tale**  
**Setting**  
**characters**



Virtue and values:  
**Respect**


This half term our topic is Let's Pretend. We will learn about different traditional tales. What is your fav story?

# Name the story!


It's a tale about 3 characters  
who were sent away to build  
houses of their own...

The first two found out that  
houses built with straw and  
sticks could be blown down...

The wolf huffed and he puffed  
but he couldn't blow the brick  
house down...



The Three Little Pigs!



# Name that character!

She's a girl with blonde (golden)  
hair...

She likes to eat porridge...

She sits in other people's chairs  
until she finds the one that's just  
right.

She even gets caught sleeping in  
a bear's bed!



Goldilocks!

# Recall: What is a Setting

A setting (the environment) is where the story takes place.



## **Popular Settings:**

Magical kingdom

A land far, far away


A cottage

In the woods

In a forest

A castle

**What is your current setting?**






The  
forest

Word bank  
**Setting**  
**Hansel and**  
**Gretel**  
**forest**

Virtue and  
values:  
Critical thinking



Recall: What is the setting for Hansel & Gretel? Is it the same setting throughout the story?

## What is an ADJECTIVE?

It is a describing word! When we are describing it is good to think about:

### 5 Senses



5 second  
starter  
Describe this:



## What is an ADJECTIVE?

It is a describing word! When we are describing it is good to think about:

### 5 Senses



Sight



Hearing



Touch



Smell



Taste

5 second  
starter  
Describe this:



We will try and go on a virtual tour into the woods/ forest today. As we go, I want you to talk to your adult about: (adults can you write any key words or quotes from your discussions to share on Tapestry)



Hearing

**What you can see**



Sight

**What you can hear**



Touch

**What it might smell like**



Smell

**What it might feel like**

*(it would be great if you can have some natural resources ready for the lesson, eg: leaves/ twigs from the garden)*

**Think about what animals you might see/ what the plants look like/ why are they a certain colour etc**

LO: describing story settings.

LO: describe the environment

LO: make simple comparisons between environments

<https://skipton.woodlandtrust.org.uk/about-skipton/360-tour/#>

<https://www.woodlandtrust.org.uk/visiting-woods/things-to-do/360-tours/>

[http://lennyrchtour.woodlandtrust.org.uk/?\\_gl=1\\*1qockj3\\*\\_ga\\*MTA3OTA0OTY2LjE2MTA1NDE3MDQ.\\*\\_ga\\_LEJ3M5JQQD\\*MTYxMDU1MzQwMy4yLjEuMTYxMDU1MzQ3MS41NA..](http://lennyrchtour.woodlandtrust.org.uk/?_gl=1*1qockj3*_ga*MTA3OTA0OTY2LjE2MTA1NDE3MDQ.*_ga_LEJ3M5JQQD*MTYxMDU1MzQwMy4yLjEuMTYxMDU1MzQ3MS41NA..)

[https://pan3sixty.co.uk/virtual\\_tours/the-great-trossachs-forest/](https://pan3sixty.co.uk/virtual_tours/the-great-trossachs-forest/)

Main task (a range of ideas):

- Take some time watch the different virtual tours. Describe the setting/ environment. Imagine you were Hansel and Gretel walking through the woods. What would it be like?
- Create an observational drawing of the woodlands/ forest. Use your phonics to describe it. What can you see/ what colours can you see/ what sounds etc
- I would love it if you could all do this;

As a family take a walk! Go to your local park or visit one of the local nature reserves/ woodland areas. There is one right by our school. Nothing beats a real life experience. Get your wellies on and explore.

This will really give you a good understanding of the environment. Spend time talking to each other about what you can see, hear, smell and feel.

Take a video or picture.

Collect natural resources for your learning at home (leaves/ stones/ twigs etc)

You can use the materials to make your own forest/ use them for maths/ weight them etc

See the next slide for different areas you could visit

Bentley Priory Nature Reserve, Stanmore

Harrow Weald Common, Stanmore (opp our school)

Totteridge Fields

Mill Hill Old Railway Nature Reserve

Belsize Wood

Fryent Country Park

Stanmore country park

LO: Listen and join with stories  
LO: To recall main events from a story  
LO: To use role play to act out a story



Virtue and values:  
Respect  
Critical thinking  
Reasoning  
resourcefulness

## Hansel and Gretel



gingerbread  
house



Hansel



Gretel




woodcutter



witch



birds



key



treasure chest




cage




stepmother



crumbs



bread



pebbles



oven



forest

Go over the key vocabulary with your adult/ sibling. Think of an action for each word so we can use it on our story map