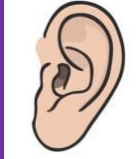


# To be able to follow simple rules and expectations

Date: WK 1


1. Good listening



2. Good sitting



3. Good looking



4. Wait for your turn to speak/ answer



5. Hands to your self



## Word bank

Recap our topic focus

Date: Week 2



Word bank  
Story  
Traditional tale  
Fairy tale  
Once upon a time

♥  
Virtue and values:  
critical thinking  
confidence

Recap our focus story

Date:



**Word bank**  
**Story**  
**Traditional**  
**tale**  
**Fairy tale**  
**Once upon a**  
**time**



Virtue and values:  
critical thinking  
confidence

What story did we focus on last week? We will continue to focussing on this story this week.

LO: To identify the first sound in words  
LO: To show an understanding of simple alliteration



Date: Monday

Virtue and values:  
Creative  
Critical thinking

## Starter: Alliteration

Alliteration is when two or more words that are close together, begin with the same letter or sound.

Laughing  
Ladybirds



Busy Bees



Recap starter- Chn to create an alliteration with their partners/ siblings names.




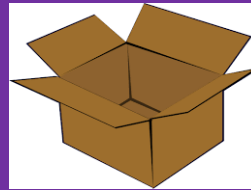

LO: To continue a rhyming string



Date: Monday

Virtue and values:  
Critical thinking

## Match the rhyming words






Recap rhyming by matching pictures – recall what rhyming is.

LO: To continue a rhyming string

# Gingerbread Man



Date: Wednesday  
Virtue and values:  
Critical thinking



As a class act out and re create the story map of the Gingerbread Man but changing the animals with rhyming words.- use actions for the new rhyming words. It can be as silly as you want (aim to continue a rhyming string)