

Revisit - to be able to recap previously taught sounds (graphemes) and tricky words

Date:

1. Recap previously taught sounds and HFW
2. Recap the HFW (click to reveal)



will

went

Word bank
diagraph
tricky words

Revisit - to be able to recap previously taught sounds (graphemes) and tricky words

Date:

1. Recap previously taught sounds and HFW
2. Recap the TW (click to reveal)

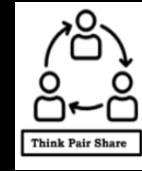


he

she

Word bank
diagraph
tricky words

Teach – to be able to correctly pronounce the grapheme
- To be able link the sound to words and identify the sound in written words



Date:

chocolate



chair




ch

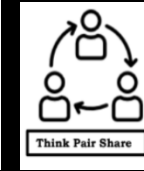
chips



chicken



Teach – to be able to correctly pronounce the grapheme .

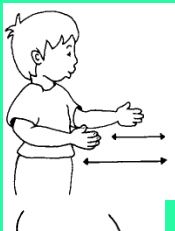


Date:

ch


Listen to the song

<https://www.youtube.com/watch?v=gLHpZylu7ps>



ch

Move arms at sides as if you are a train, saying *ch, ch, ch*.



Practice/ Apply – to be able to form the sound correctly.

Date:



ch



Form it on different parts of the body and then on your board.
Form the sound on a letter and trace card/ sand
Can you identify the sound from a choice of 2-3 sound cards

Practise: To be able to continue a rhyming string

Date:

Match the rhyming words
using your phonics.

ch

pick

chick

man

Extension task: Think of other rhyming words



Practise: To be able to continue a rhyming string

Date:

Match the rhyming words
using your phonics.

ch

carrot

chop

hop

Extension task: Think of other rhyming words



Practise: To be able to segment sounds to make simple words and captions

Date:



Word bank

The
To
I
no
go
Into
He
she

Extension task:

Can you put the word picture into a sentence?

Or Make the word using magnetic letters

Practise: To be able to segment sounds to make simple words and captions

Date:



ABC

capital letters



finger spaces



full stops



read it again



Word bank

I
Can
Chop
the
chip

Task

Write/ make the sentence and extend using 'and': I can chop chips

use letter cards/ magnetic letters to make words

Adult to write the sentence and child to read/ highlight key sounds or words

Type your sentence on the computer