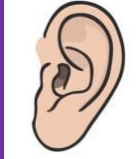


To be able to follow simple rules and expectations

Date: WK 5


1. Good listening



2. Good sitting



3. Good looking



4. Wait for your turn to speak/ answer




5. Hands to your self







What story have we been focusing on for National Storytelling Week?



National Storytelling Week





Can you guess what character everyone is?
You can give clues by acting like them, dressing like them or talking like them.



National Storytelling Week



Have you got any work that you would like to show us? It could be your written work, it could be some acting or creative work - *we can only spend a few min looking at everyone's*





Main Activity Thursday & Friday (this can also be continued over the week):

1. With your adult, have a conversation about what kind of role play you would like to do and what props you will use.

You could:

- ❖ Use the story map to act out the whole story of Jack and the Beanstalk with props
- ❖ Use role play with props to act out a scene – use expression and correct tone
- ❖ Use body language, facial expressions and voice tone to act like a character. - This can be shared with family members, maybe they can pretend to be a character too
- ❖ Create a setting and puppets to act out main events of the story
- ❖ Act out the Beginning, Middle, End
- ❖ You could pretend to be the teacher and create your own Zoom lesson, acting out the story
- ❖ Create a story board and you can record your voice telling the story

2. Get creative and create story props/puppets/ shadow puppets/ face masks etc so that you can use it in your role play.

Lets look at some ideas

Creative ideas

- Face masks
- Shadow puppets
- Lollypop stick puppets



Creative ideas

- Sock puppets
- Puppets on spoons
- Dress up



- Create a setting/ back drop for your role play
- Set up your own Jack and the Beanstalk role play area
- Create small world area

Creative ideas



- Voice over – chn can draw main events
- Shadow puppet show
- Puppet theatre
- Small world play

Role Play ideas





Main Activity Thursday & Friday (this can also be continued over the week):

1. Get creative and create story props/puppets/ shadow puppets/ face masks etc so that you can use it in your role play.
2. Once you have created your props/ puppets, we would like you to use these in your role play (acting)

-There is no prescribed way of doing this, you can be as creative as you like.

- Please can this be done by Next Monday as we **will select 2 children to present some their work to Miss Patel and Mrs Joshi next week through Zoom (11th Feb at 3:30pm – we will contact you separately)**
- **And we will also select another 2 pieces of role play (video) evidence from Tapestry to be shared with the rest of the school.**