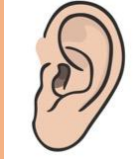


To be able to follow simple rules and expectations

Date:

1. Good listening



2. Good sitting



3. Good looking



4. Wait for your turn to speak/ answer



5. Hands to your self



Word bank

Revisit - to be able to recap previously taught sounds (graphemes) and tricky words

Date:

1. Recap previously taught sounds and HFW
2. Recap the HFW (click to reveal)



will

went

Word bank
diagraph
tricky words

Teach – to be able to read and recognise phase tricky words

Date:

he



He is big.

Teacher to model using sound buttons to read the word. Does it make sense? Why not?

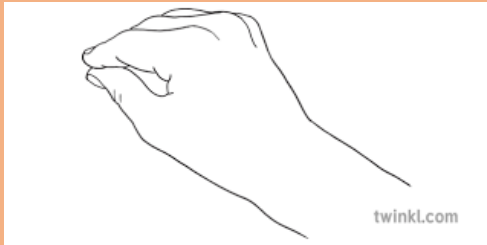
TW are words we just need to know

Model the word in a sentence


Chn to use it in a sentence.

Practice/ Apply – to be able to form the word correctly.

Date:



he



Practise forming the words in different ways



Teach – to be able to read and recognise phase tricky words

Date:

she



She sat on the mat.

Teacher to model using sound buttons to read the word. Does it make sense? Why not?

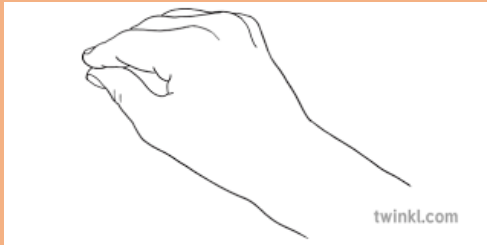
TW are words we just need to know

Model the word in a sentence


Chn to use it in a sentence.

Practice/ Apply – to be able to form the word correctly.


Date:



she



Practise forming the words in different ways



Practice/ Apply --To be able to read and write phase 2 tricky words

Date:

He can jump.



Use sound buttons to blend as a class and draw a matching picture/ match to the correct picture

- extend the sentence and make it more interesting
- Extend the sentence using alliteration-
- Write the words out and ask your child to circle words as you read them out.

Practice/ Apply --To be able to read and write phase 2 tricky words

Date:

she is on the bus.

Use sound buttons to blend as a class and draw a matching picture

- extend the sentence and make it more interesting
- Extend the sentence using alliteration-
- Write the words out and ask your child to circle words as you read them out.

Apply- To apply TW in a simple caption

Date:

he



she



Word bank



Use phonics to write a small caption/ sentence (he is big and she is sad)

- Make a longer sentence and try to include both tricky words in the sentence.
- Go on tricky word hunt in the house and verbally think of a sentence