

Revisit - to be able to recap previously taught sounds (graphemes) and tricky words

Date:

1. Recap previously taught sounds and HFW
2. Recap the HFW (click to reveal)

My Phase 2 Sound Mat



will

went

with

that

them

then

this

see

Word bank
diagraph
tricky words

Revisit - to be able to recap previously taught sounds (graphemes) and tricky words

Date:

1. Recap previously taught sounds and HFW
2. Recap the TW (click to reveal)

My Phase 2 Sound Mat



he

she

we

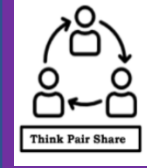
me

be

Word bank
diagraph
tricky words

Teach – to be able to correctly pronounce the grapheme


- To be able link the sound to words and identify the sound in written words



coat

soak

oa

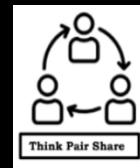


goat



float

Teach – to be able to correctly pronounce the grapheme .



Date:

oa


Teach the song and action

<https://www.youtube.com/watch?v=X7t60TYrvr8>



oa

Bring hand over mouth as if something terrible has happened and say *oh!*



Practice/ Apply – to be able to form the sound correctly.

Date:



oo



Form it on different parts of the body and then on your board.
Form the sound on a letter and trace card/ sand
Can you identify the sound from a choice of 2-3 sound cards


Practise: To be able to blend sounds to make simple words

Date:

boat

road

croak



Word bank

He

She

This

That

Then

Them

with

Extension task:

Can you put the word into a sentence?

Make the word using magnetic letters

Apply: To be able to segment sounds to make simple words and captions

Date:



ABC

capital letters




finger spaces



full stops



read it again



Word bank

Toad

croak

Main Task

Write 'The green toad can croak'.

Reading and writing a simple caption: use letter cards/ magnetic letters to make words-
extend to make a sentences using the cards

Highlight key words in a written sentence