

## My Phase 2 Sound Mat

s



a



t



p



i



n



m



d



g



o



c



k



ck



e



u



r



h



b



f



ff



l

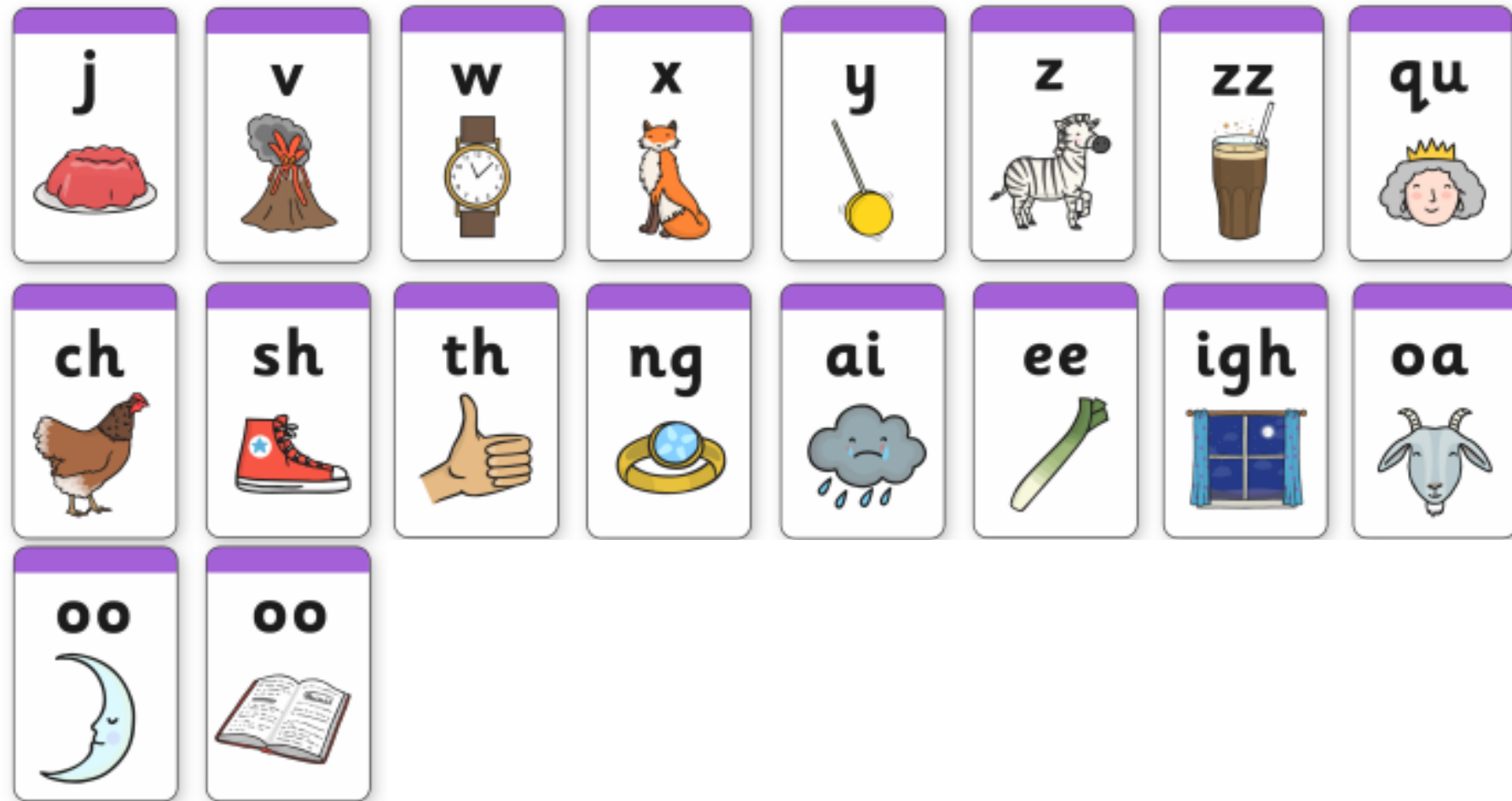


ll



ss





## My Phase 3 Sound Mat

# Revisit - to be able to recap previously taught sounds (graphemes) and tricky words

Date:

1. Recap previously taught sounds and HFW
2. Recap the HFW (click to reveal)

My Phase 2 Sound Mat



will

went

with

that

them

then

this

see

look

too

**Word bank**  
digraph  
tricky words

Revisit - to be able to recap previously taught sounds (graphemes) and tricky words

Date:

1. Recap previously taught sounds and HFW
2. Recap the TW (click to reveal)

he

she

we

me

be

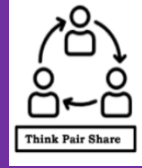
was



**Word bank**  
digraph  
tricky words

Teach – to be able to correctly pronounce the grapheme

- To be able link the sound to words and identify the sound in written words




car



smart

far



ar

hard



mars



Teach – to be able to correctly pronounce the grapheme .




Date:

ar

Teach the song and action

[https://www.youtube.com/watch?v=qJ\\_UHR3-pDg](https://www.youtube.com/watch?v=qJ_UHR3-pDg)



ar

!

Open mouth wide and say *ah*, as if at the doctors (UK English).



Practice – to be able to form the sound correctly.

Date:




ar

Form it on different parts of the body and then on your board.  
Form the sound on a letter and trace card/ sand  
Can you identify the sound from a choice of 2-3 sound cards



Practise: To be able to segment sounds to make simple words and captions

Date:



## Word bank


He  
She  
This  
That  
Then  
Them  
with

Make the word using magnetic letters/ writing it down/ extend and put the word into a sentence.



Practise: To be able to segment sounds to make simple words and captions

Date:



## Word bank

He  
She  
This  
That  
Then  
Them  
with

Make the word using magnetic letters/ writing it down/ extend and put the word into a sentence.

Apply: To be able to blend sounds and recognise HFW words when reading

Date:

#### Phoneme Spotter

Use your phonics to try and read the below story, can you spot today's sound?  
If your child is struggling to read, then you can read the story or the harder words for them. Can they hear the AR sound?  
Extend them by asking them to identify tricky words/ they could even write their ar story

An illustration featuring a grey shark on the left and a person's legs in blue shorts and purple shoes running on the right, set against a green grassy background.

# A Shark in the Park

Marvin and Arthur went to the park. The park was not too far so they did not need the car.

#### Word bank

Ar  
Star  
Shark  
Car  
Mars

You may want to write this out for your child or have it up on your device so they can highlight the ar words.

Apply: To be able to blend sounds and recognise HFW words when reading

Date:

At the park the sun went in and it started to get a bit dark.

Marvin and Arthur went to the far end of the park.


Word bank

Ar  
Star  
Shark  
Car  
Mars

You may want to write this out for your child or have it up on your device so they can highlight the ar words.

Apply: To be able to blend sounds and recognise HFW words when reading

Date:



Marvin and Arthur went to the pond and spotted a fin. In the pond there was a shark. The shark had sharp teeth and was swimming to Marvin and Arthur.

The shark swam to harm them so they left the park.

**Word bank**

**Ar  
Star  
Shark  
Car  
Mars**

You may want to write this out for your child or have it up on your device so they can highlight the ar words.