

# To be able to follow simple rules and expectations

Date: WK 5

1. Good listening




2. Good sitting



3. Good looking



4. Wait for your turn to speak/ answer



5. Hands to your self



Introduction to new topic



Word bank  
Story  
Traditional tale  
Fairy tale  
Once upon a time



Virtue and values:  
Respect

This half term our topic is Let's Pretend. We will learn about different traditional tales. What is your fav story?

# Let's Pretend!

Date: Tuesday



**Word bank**  
**Story**  
**Traditional**  
**tale**  
**Fairy tale**  
**Once upon a**  
**time**



Virtue and values:  
Respect

Our new story is Jack and the Beanstalk



Date: Tuesday


# Jack and the Beanstalk Word Mat



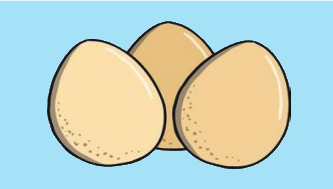
giant




poor




clouds




eggs



Jack's mother



hen



cow



Jack



axe



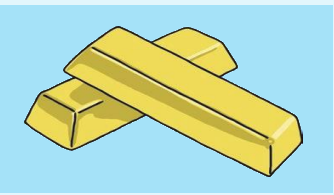
beanstalk




magic beans



harp



gold



golden



castle



LO: to recall the main events of the story

LO: To use expressions and role play to recap the story



Date: Tuesday




Have you seen my story map? Did you make one? We are going to use my story map to recap the story and use expression, voice and role play to act out the characters and main events.

LO: to recall the main events of the story

LO: To use expressions and role play to recap the story



Date: Tuesday



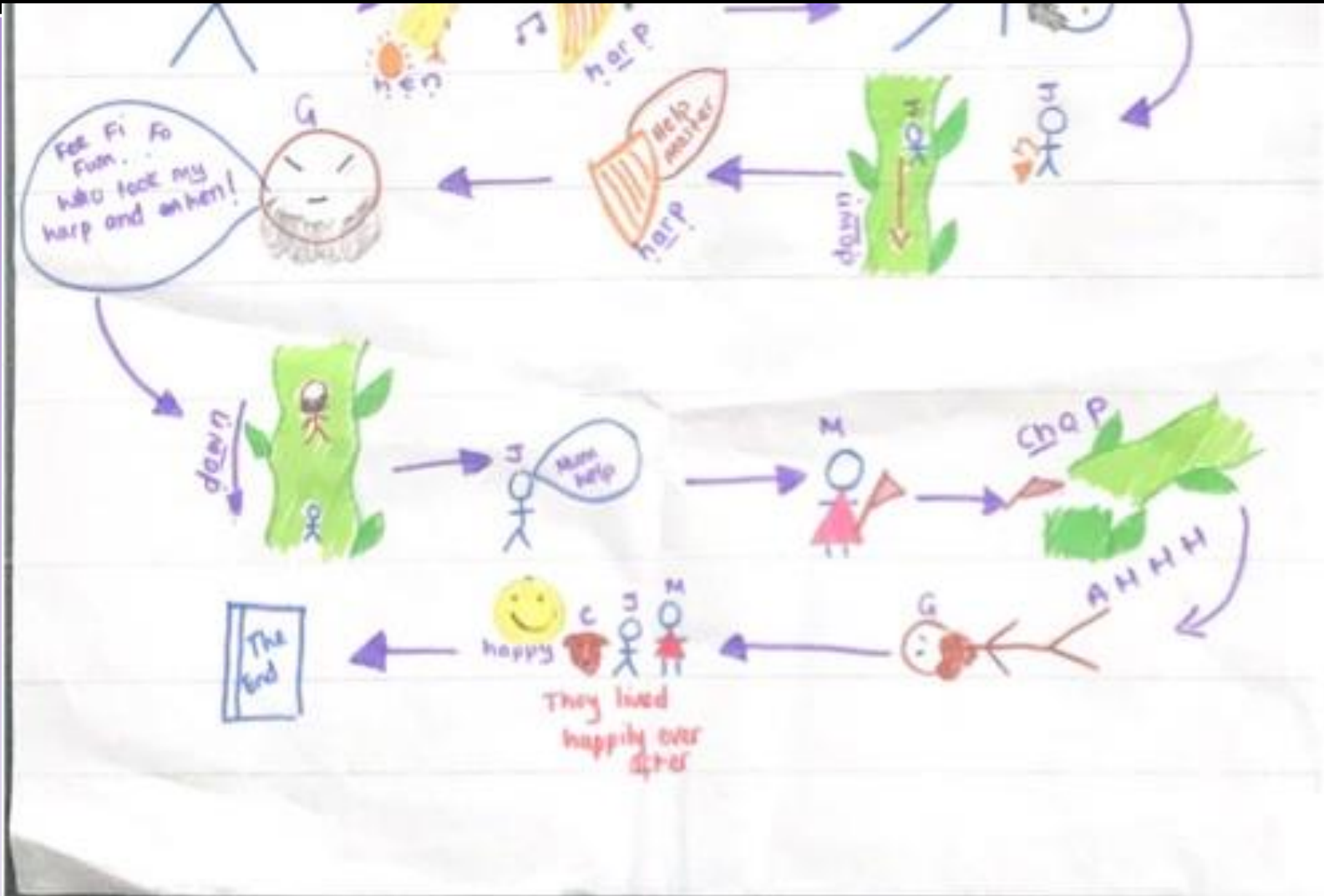
Have you seen my story map? Did you make one? We are going to use my story map to recap the story and use expression, voice and role play to act out the characters and main events.

LO: to recall the main events of the story

LO: To use expressions and role play to recap the story



Date: Tuesday



Have you seen my story map? Did you make one? We are going to use my story map to recap the story and use expression, voice and role play to act out the characters and main events.





### Main Activity Tuesday:

1. Recap the story through my story map (or you can create your own) and use your own expressions and role play to act out characters and key events.
2. Think about what is happening and what the characters are feeling- **adults please write down any key describing words that they come up with. They can use this for tomorrow's activity**
  - *Take ideas from our lesson/ experiment with different tones of voice*
  - *Between Thursday - following Monday you will be asked to create story props/ puppets for your role play of Jack and The Beanstalk. Begin thinking about what props/ puppets you will need.*

Please see the below link on how to use story maps:

Story Map: <https://www.youtube.com/watch?v=eZUpKxCUxvk>