

# Revisit - to be able to recap previously taught sounds (graphemes) and tricky words

Date:

1. Recap previously taught sounds and HFW
2. Recap the HFW (click to reveal)

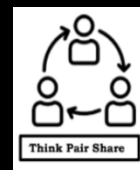


will

went


Word bank  
diagraph  
tricky words

Teach – to be able to correctly pronounce the grapheme 'qu'.  
- To be able link the sound to words and identify the sound in written words



Date:

quack



quiz



qu

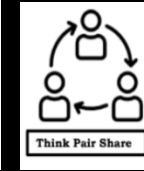
quick



quit



Teach – to be able to correctly pronounce the grapheme 'qu'.



Date:

qu


Listen to the song

<https://www.youtube.com/watch?v=ixndECFUblo>



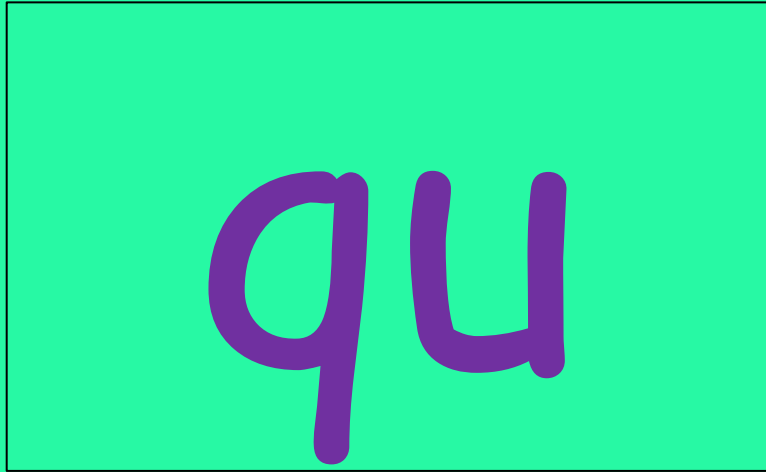
qu

Make a duck's beak with your hands and say *qu, qu, qu.*



Practice/ Apply – to be able to form the sound correctly.

Date:



Form it on different parts of the body and then on your board.

Form the sound on a letter and trace card/ sand

Can you identify the sound from a choice of 2-3 sound cards



# Practise: To be able to understand alliteration

Date:

Select the correct word  
for the alliteration.

qu

Quickly went the

man


queen

Extension task: Lets make an alliteration sentence. Pick the correct word to go with the main word. Alliteration is when all the words start with the same letter or sound



Practise: To be able to segment sounds to make simple words and captions

Date:



--	--	--


### Word bank

The  
To  
I  
no  
go  
into

Extension task:  
How many digraphs can you spot in the word?  
Use sound buttons to check the spelling

Apply: To be able to segment sounds to make simple words and captions

Date:



**ABC**

capital letters




finger spaces



full stops



read it again



## Word bank

The  
To  
I  
No  
go  
Into  
Duck  
Quack  
went

### Task

- Write your own extended sentence about the duck.
- Write the simple caption (the duck went quack): use letter cards/ magnetic letters to make words- extend to make a sentences using the cards
- Adult/ child to read simple caption, child to act it out or match to correct image.
- Research and find other qu words