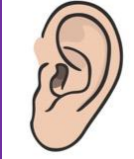


To be able to follow simple rules and expectations

Date: WK 4


1. Good listening



2. Good sitting



3. Good looking



4. Wait for your turn to speak/ answer




5. Hands to your self



Word bank

Introduction to new topic



Word bank
Story
Traditional
tale
Setting
characters



Virtue and values:
Respect

This half term our topic is Let's Pretend. We will learn about different traditional tales. What is your fav story?

Recall: What is a an environment?

It is your surrounding- almost like your setting.



Desert



Arctic




Under the sea - Marine



Jungle



City



Forest



Mountains

Starter: Match the story to the correct setting/ environment.



Under the sea - Marine



Jungle

Starter: Match the story to the correct setting/ environment.




Desert




Jungle

Starter: Match the story to the correct setting/ environment.




City



Forest

Starter: Match the story to the correct setting/ environment.



Mountains



Forest

Main Task

LO: to adapt the story setting of Hansel and Gretel

LO: To use technology to research and find information

Research and planning activity:


- I would like you to spend the next few days recapping the story of Hansel and Gretel (*recap of story in the next slide*)
- Consider changing the setting/ environment of the story. (eg: instead of walking through the forest.. Could they be walking through the city/ artic/ desert)
- Will they use another mode of transport?
- Will they see a gingerbread house or will that change according to the environment?
- What will they leave as a trail? Would you be able to see breadcrumbs in the snow?
- What animals will they see? Will different animals steal the food on the trail?
- Use this planning time to do some research on the internet about the chosen environment.

By next Monday can you complete one of the below activities- Your focus is to adapt the story setting and story of H & G

- **Use your phonics to re write the main events of the story with your new environment/ adaptations**
- **Create a new story map of Hansel and Gretel with the changes you have discussed from above**
- **Create a picture book, showing illustrations of the new changes**
- **Use role play to act out the story with your changes and adaptations.**

Class teacher example in following slides.


Resource - recap story of Hansel and Gretel



Resource - recap story of Hansel and Gretel



Resource - recap story of Hansel and Gretel



Resource – Hansel & Gretel Story Map



Or recap your own story map

Class Teacher Example – red words are my descriptive words



Once upon a time, Hansel and Gretel, lived with their family in the **cold** Arctic in an igloo. They did not have enough money for a **warm** cottage. So the father had no choice but to leave them in the ice mountains. They took the sled to the mountains

Class Teacher Example



Hansel and Gretel left a trail of **yucky** krill.

Class Teacher Example



They got tired and fell asleep on the ice with their **soft** blanket..

When they got up, they looked for the krill, but the **cheeky** penguins ate it all!



Class Teacher Example



As they walked on in the snow, they came across a cottage with a **warm** fire. They met an old woman who offered them some sweets.




Class Teacher Example

But the woman was an **evil** witch who wanted to eat some **warm** food. She planned to **fatten** up the children and cook them so she could have a **hot** meal. Gretel asked the witch to check the heat, when she bent down, Gretel pushed her in!



Class Teacher Example

Finally they found some golden coins and took it back to their **round** igloo. Now they had enough money to buy a **warm** and **cosy** cottage. They lived happily ever after.




Settings Adjectives




warm / sunny / pleasant



cold / snowy / wintry



hot / humid / sticky



windy / gusty / stormy



spooky / haunted / creepy




scary / terrifying



restful / peaceful



crowded / busy




enormous / huge



tiny / miniscule



dazzling / bright



gloomy / dark



quiet / peaceful



noisy / loud



smooth



rough



dirty



clean



tidy / neat



untidy / messy

LO: Listen and join with stories
LO: To recall main events from a story
LO: To use role play to act out a story



Virtue and values:
Respect
Critical thinking
Reasoning
resourcefulness

Hansel and Gretel



gingerbread
house



Hansel



Gretel




woodcutter



witch



birds



key



treasure chest




cage




stepmother



crumbs



bread



pebbles



oven



forest