

# KS1 News and Notices!

Friday 2nd February 2024

Please find attached this weeks News and Notices.

If you have any questions regarding any of the information shared, please email the school directly and ask for your enquiry to be passed onto your child's class teacher.

Year 2/ KS1 Phase Leader: Miss Field

Year 1: Mrs Bennett and Mrs Devey

[avantimeadows@avanti.org.uk](mailto:avantimeadows@avanti.org.uk)

---

# Photo of the week!

## Year One! -Hazel Class!




This week in Science the children investigated different materials and their properties.

## Year One- Chestnut Class!



This week we developed our teamwork in Maths. They joined forces to estimate where numbers should be placed on a number-line. They also practiced using the vocabulary of one more and one less to compare numbers to 20.



## Year Two – Cedar Class!



Exploring the features of a Non-Chronological text in English this week!

# Number Day!

- On Friday 2nd February, Avanti Meadows took part in Number Day! Number day is a great way to celebrate all things math's! Children 'dressed up for digits' and had fun completing a range of exciting Math's puzzles and challenges.
- [Number day is in support of the NSPCC.](#)  
By raising money, the NSPCC can fund vital services such as Childline –a helpline that's always there for children and young people. If you are able to donate, please do so on the Just Giving page on the NSPCC's website [www.justgiving.com/campaign/numberday2024](http://www.justgiving.com/campaign/numberday2024)



# Year 1 -Spring 1 Topics

English → Shape Poems and Calligrams, personal recounts and letter writing

Math's → Geometry, place value, addition and subtraction

Science → Everyday materials

Topic (History) → The lives of significant people in the past

RE → To share special books

---

# This week in Year One!

## Reminders!

- Please remember to send your child in with a water bottle every day. This should be filled with **water** only. Thank you.
- After half term there will be a Puzzle Club starting for KS1 one lunchtime per week. We would be very grateful of any jigsaw or puzzle donations. Please check they are complete. They can be dropped at the office. Thank you in advance!

## English

The children have been recounting our exciting Enrichment Day last week. We used photos as a prompt and talked about using capital letters, full stops and finger spaces in our sentences.

## Science

The children have been investigating materials and their properties. The children were introduced to describing words such as Transparent and Opaque.

## Maths

The children have been estimating numbers to 20 on a number line and comparing numbers using the vocabulary greater than, less than and equal to.

## History

In history this week the children have been learning about Sir David Attenborough.



# Year 2 –Spring 1 Topics

English → Poetry and Non-Chronological Reports

Math's → Money and Multiplication/ Division

Science → 'Uses of everyday materials'

RE → Why is the Torah special?

Art → Printmaking!

---

# This week in Year Two!

## Reminders!

- After half term there will be a Puzzle Club starting for KS1 one lunchtime per week. We would be very grateful of any jigsaw or puzzle donations. Please check they are complete. They can be dropped at the office. Thank you in advance!

## English

In English this week we began our new topic 'Non-Chronological Reports.' Children explored a range of reports and highlighted their features.

(Title, introduction, subheading, paragraph, picture and caption, precise language, facts)

## Maths

We began our topic 'Multiplication and Division' this week which will see us through to half term!

Children explored multiplication by making equal groups.



There are 5 equal groups with 4 in each group.

$$4 + 4 + 4 + 4 + 4 = 20$$

$$5 \times 4 = 20$$

## Science

In Science children investigated different materials to find out which could be squashed, stretched, bent and twisted!

## Art

Children used the printing block they made last week to create a beautiful piece of artwork! They produced a vibrant and repetitive pattern using a range of different coloured paints!

# Phonics home learning



Thank you to all those who attended the Early reading and Phonics parent meetings last term. If you were not able to attend, please do spend some time reading through the presentation sent out before the half term.

As mentioned during this session, children will be bringing home 2 different reading books each Friday afternoon. One of them (story book) will be a book the child has read each day in class and feels confident and able to read. The other (a 'book bag' book) will be a similar story that is new to the child. They will also be bringing home their reading record.

We ask that you sign and date these reading records each time you read with your child –Leaving a comment to tell us how they did will also be very helpful.


In order for us to teach our lessons, **both of these books must be back in school each week on a Wednesday**. We ask for your support in ensuring your child is returning these books, in the condition they came home in, to school.

If you have any questions regarding Phonics, or the books your child is bringing home, please do feel welcome to speak to your class teacher.



# Phonics home learning

## Miss Rayney's Group:



<https://schools.ruthmiskin.com/training/view/LfJolBUA/ci3i9ePX>  
<https://schools.ruthmiskin.com/training/view/LfJolBUA/ci3i9ePX>  
<https://schools.ruthmiskin.com/training/view/wkaKlu9M/IOk4pbVe>  
<https://schools.ruthmiskin.com/training/view/V6F4GubP/JOERTk5p>  
<https://schools.ruthmiskin.com/training/view/V6F4GubP/JOERTk5p>  
<https://schools.ruthmiskin.com/training/view/qvyk2r0A/ICoaeB9K>

hen yak jog  
net ink get

## Miss Field/ Mrs Devey's Group:



We revised all our Set 1 Special Friends this week, ready to move onto Set 2 sounds on Monday!

chip shops  
think chat  
quit spring  
fish thing

## Mrs. Cohen's Group:




<https://schools.ruthmiskin.com/training/view/5DBBrIn0/55AG6F5r>

<https://schools.ruthmiskin.com/training/view/9Ykfl78r/VsxsEcVF>

huge brute  
dawn yawn  
use crawl

## Mrs. Bennett's Group:



<https://schools.ruthmiskin.com/training/view/XmLHrvCB/nOXJMm9E>

<https://schools.ruthmiskin.com/training/view/9gUxQDA3/zINE3418>

<https://schools.ruthmiskin.com/training/view/1aAKGRqD/lzV6MZPX>

play see night  
clay been might  
stay seen fright  
away queen light

## Mrs. Nava's Group:



<https://schools.ruthmiskin.com/training/view/0700T31/nlOwg7Sa>

<https://schools.ruthmiskin.com/training/view/NZrOureV/ddem5A1N>

<https://schools.ruthmiskin.com/training/view/IPwSHRHA/zNXJNGBC>

smile phone  
nice home  
tile rope  
mile hope  
picture adventure  
mixture creature