

# ART WEEK 2022



## ART AND THE ENVIRONMENT - Recycled Art

- The theme for this year's Art Week is Recycled Art.
- Every year group have learnt about contemporary artists who used their creativity to help the environment and to bring awareness about problems such as plastic pollution.
- Alongside their learning in class, children from Year 1 to Year 6 participated in Art Workshops led by professional artists and learnt about the painting style of a renowned Mexican artist, Frida Kahlo. At the end of their learning sessions, they produced amazing individual artworks and a large piece of collaborative painting.



In their workshops this week, KS1 and KS2 learnt about **Frida Khalo** a very inspiring Artist who lived in Mexico.



From studying her paintings, we know that Frida was a careful observer of nature and plants.

Children linked this learning to Recycled Art Week by using fruit and vegetables as their inspiration source.

They also learnt how to draw a still life composition and landscapes using UV ink and paint markers.







Year 1— drawing fruit and vegetables using ink and paint markers.  
They learnt different ways to represent **texture** through drawing.

Artist – led  
workshop

Pupil voice

"This is my best artwork. I like  
ink and paint. "







Year 1 -  
Artist – led  
workshop





**Year 2** – drawing fruit and vegetables using ink and paint markers.  
They learnt different ways to represent **texture** through drawing.

Artist – led  
workshop

Pupil voice

"We enjoyed using the paint pens and having a go at drawing the fruits. We focused on Frida Khalo."







Year 2 -  
Artist – led  
workshop





Year 3  
Artist – led workshop

### Pupil voice



"The part I enjoyed the most is when we started colouring in with ink. Mostly those that glow in the dark."

"The artist was inspirational because he was helping people with their art. It was easy to paint the watermelon."





Year 4 Artist – led  
workshop



Pupil voice

"I liked painting with ink and  
meeting an illustrator."  
"I really liked painting with UV ink."





Year 5 Artist – led  
workshop

### Pupil voice


"The best part the artist gave us ink and told us to blow it everywhere on the painting. Instead of one colour, I used layers. I would like to use ink and watercolours again"

"I enjoyed the part when the illustrator gave us inspiration on how to draw animals."

"It has helped me express my emotions more."







Year 6 Artist – led  
workshop

Pupil voice



"This workshop inspired me to draw  
more still life compositions."


"It let me be myself and be  
colourful."

"I think the experience inspires me  
to do more artwork."





**KS1** and **KS2** – collaborative artwork in the style of Frida Kahlo





# Statistics

## KS1

Year 1 and Year 2 children (100 responses)

- 85% enjoyed art week very much (circled 5)
- 97% felt very excited and inspired during Art Week
- 88% think that this project is their best piece of artwork

## Pupil Voice Questionnaire

1. How much have you enjoyed Art Week? Circle one number please.

little      1      2      3      4      5      much

2. Have you used ink and/or paint markers before in your artwork?

Yes/ No

3. How excited and inspired did you feel during Art Week?

little      1      2      3      4      5      much

4. Do you think this is your best piece of art?

Yes/No

## KS2

Year 3 to Year 6 (103 responses)

- 69% enjoyed art week very much (circled 5)
- 86% felt very excited and inspired during Art Week
- 90% think that this project is their best piece of artwork





# Reception


Recycle and reuse elements from around us: leaves, twigs, pebbles

Environment looking at colour and texture

**Artist:** Andy Goldsworthy







## Year 3 – Marine Litter

Drawing marine animals in sketchbooks

Before starting their recycled art project, Year 3 planned their ideas and thought carefully about the items they could recycle.






## Year 3 – Marine Litter

- Year 3 recycled a variety of discarded items that could end up in the ocean and created a giant turtle to show that everything can be reused.





Year 4 recycling  
plastic bags



A group of Year 5 students in school uniforms are gathered around a table, working on a large collage project. They are using recycled old magazines to create their artwork. The students are focused and collaborative, with some using scissors to cut out images from the magazines. The collage on the table features various colorful images, including landscapes and buildings. The background is slightly blurred, showing more students and classroom materials.

Year 5 –  
collage using  
recycled old  
magazines





Year 5  
landscape collage





Year 6 recycling fabric, old pencils, plastic and other small discarded items that would go to waste








Year 6 – collage using mixed media

- "Trash Fashion" in the style of Martha Haversham
- Year 6 used recycled items (trash) to create fun fashion items (treasure).





**Year 6 - Collage and Mixed Media in the style of Martha Haversham**



## Year 6 - Collage and Mixed Media in the style of Martha Haversham

