



KRISHNA AVANTI

Excellence · Virtue · Devotion

EYFS Welcome Meeting

Tuesday 10th
June 2025

Pupils

Recruitment

Contact

Pupil's Newsletter

Nursery and Reception
September Start

Housekeeping

 Toilets

 Fire Exits

 Mobile Phones on silent

 Presentation will be shared on the website after this meeting

 Please kindly wait till the end to ask any questions



Introductions



Principal: Ms Shriti Gadhia



Assistant Principal: Mrs Alisha Mahoon



Assistant Principal: Mrs Luisa Nielsen

Inclusion and SEND



- Please inform us if you or your child need any further help and support
- Disabled Parking is available
- SENCO: Ms Ann Luth
- Inclusion Lead: Mrs Alisha Mahoon
- Email: ann.luth@avanti.org.uk



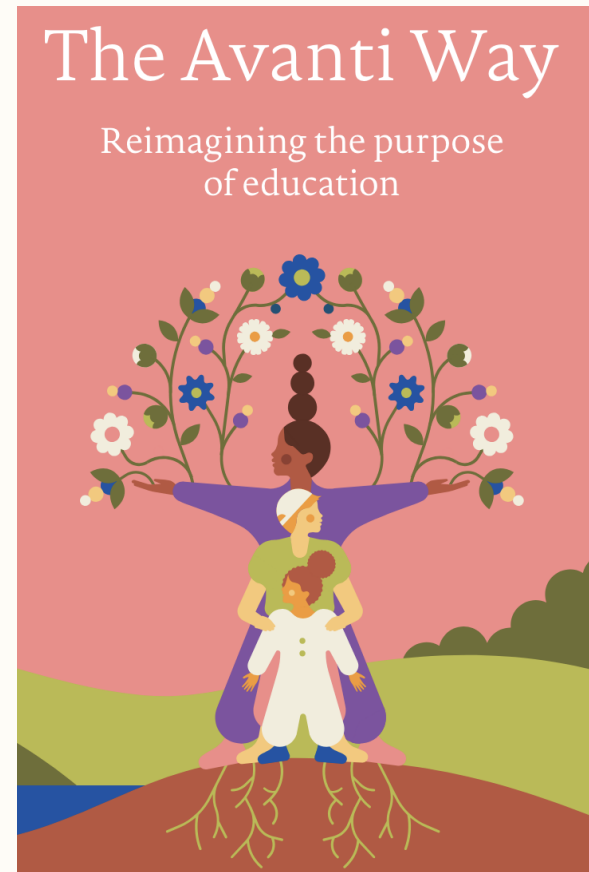


The Avanti Way

Our Purpose

Our purpose is simple, yet profound: To inspire spiritually compassionate changemakers.

<https://avanti.org.uk/wp-content/uploads/2024/02/The-Avanti-Way-2024.pdf>





KRISHNA AVANTI

Excellence · Virtue · Devotion

General Information and Transition Information

Personal Belongings

- 🏰 Book Bag (not rucksack)
- 🏰 Water bottles
- 🏰 Draw string bag with spare clothes this can include shoes
- 🏰 Wellington Boots

🏰 Nursery: Children will be given a school book bag which they will need to return at the end of the year.



Ensure that names are in everything including Water Bottles



Collection Procedures

- 🏰 All FD and PM Nursery children finish at 2:30
- 🏰 Reception-Y6 Finish at 2:40
- 🏰 We expect all children to be collected by a parent or nominated carer over the age of 18.
- 🏰 All contact details must be given to the Office in writing/email by 10am/1pm latest on the day of the change.
- 🏰 Please contact the school office if you are running late as this can be rather distressing for children.

Snack Time- Available all day

- 🏰 Fruit and Milk– Nursery and Reception
- 🏰 Fruit Snacks are provided to the school by the government scheme (**please do NOT send your child to school with snacks**)





School Lunches

(Full Day Nursery- Year 6)

- 🏰 No packed lunches
- 🏰 All needs catered for
- 🏰 Encourage Independence
- 🏰 Allergies must come with a GP care plan



Dress Code: Nursery Only

- Navy Sweatshirt or Jumper
- Navy or Black Tracksuit Bottoms
- White Polo Shirt
- White or Black Trainers/Shoes
- Black, Grey or White Socks
- Wellington Boots
- Optional: Avanti Jumper

You can purchase all of these items in any local supermarket or high street clothing shop. If you would like to get a Jumper with a school logo, contact Brigade.



Nursery Children will need to bring a book bag in which is suitable for storing their reading and library book.

ALL UNIFORM MUST BE CLEARLY LABELLED

School Uniform- Reception Only

- Avanti Boys V Neck Knitted Jumper
- Avanti Girls Knitted Cardigan /Jumper
- White Polo shirt
- Grey trousers –Boys
- Grey trousers / Skirt –Girls
- Black/Grey Socks
- Black shoes

Physical Education (P.E.)

- White T Shirt
- Navy tracksuit bottom for winter
- Navy shorts for summer
- Black plimsolls or black trainers
- Navy leggings for girls- Yoga



Reception Children will also need to purchase a book bag

ALL UNIFORM MUST BE CLEARLY LABELLED

After School Clubs

- Please see our full range of clubs on our school website.
- <https://avanti.org.uk/kapsharrow/school-life/clubs/>
- Clubs are on offer from Reception.
- Autumn Term Start
- Extended Day Care- Sport and Health academy





Home Visits and Transition

Important Dates


Here are some upcoming dates to add to your diary...|

EYFS Welcome Meeting and School Tours: Tuesday 10th June 2025 at 8:30am-9:30am

Reception Stay and Play Transition Day: Monday 7th July 2025 at 8:20am-9:20am

Nursery Stay and Play Transition Day: Tuesday 8th July 2025 at 8:20am-9:20am

(Due to health and safety, only 1 adult per child to attend the Stay and Play Day).



🏡 Contacting Current Setting

🏡 Stay and Play

🏡 Home Visits

🏡 Staggered Start Dates



How will I know when my child starts?

Schedule for Nursery Start Entry.

Child's Name	
Home Visit Date and Time	
School Start Date	
Staggered Start Time	



Schedule for Nursery Start Entry: Staggered Start Times

Date	Schedule
Tuesday 8th July 2025	Nursery Stay and Play (8:20-9:20) (Polite Reminder: Only 1 adult per child to attend)
Week 1	
Wednesday 3 rd September 2025 Thursday 4 th September 2025 Friday 5 th September 2025	Home Visits for Children
Week 2	
Monday 8 th September 2025	Home Visits
Tuesday 9 th September 2025	Staggered Starts for Children- Please check Individual Details on this letter to see which day your child needs to start school <ul style="list-style-type: none"> • Morning Session (8:00-11:00) • Afternoon Session (11:30-2:30) • Group 1 Full Day Session (8:00-11:00)- No lunch
Wednesday 10 th September 2025	Staggered Starts for Children- Please check Individual Details on this letter to see which day your child needs to start school <ul style="list-style-type: none"> • Morning Session (8:00-11:00) • Afternoon Session (11:30-2:30) • Group 1 and 2 Full Day Session (8:00-11:00)- No lunch
Thursday 11 th September 2025	Staggered Starts for Children- Please check Individual Details on this letter to see which day your child needs to start school <ul style="list-style-type: none"> • Morning Session (8:00-11:00) • Afternoon Session (11:30-2:30) • Full Day Session (8:00-1:30) <p>From Thursday 11th September 2025, all full day Nursery will have a school meal. Please see the school website for school menu: https://avanti.org.uk/kapsharrow/school-life/school-lunch/ Only applicable to Full Day Pupils - £3 per day for ½ hour lunch and supervision during the lunch time must be paid in advance for the full term. Further details including ParentPay login and password to make payments will be sent in September.</p>
Friday 12 th September 2025	All Nursery Children in <ul style="list-style-type: none"> • Morning Session (8:00-11:00) • Afternoon Session (11:30-2:30) • Full Day Session (8:00-1:30)- With Lunch
Week Beginning Monday 15 th September 2025	All Nursery Children in Full Time <ul style="list-style-type: none"> • Morning Session (8:00-11:00) • Afternoon Session (11:30-2:30) • Full Day Session (8:00-2:30)- With Lunch

Schedule for Reception Start Entry: Staggered Start Times

Date	Schedule
Monday 7 th July 2025	Reception Stay and Play (8:20-9:20) (Polite Reminder: Only 1 adult per child to attend)
Week 1	
Wednesday 3 rd September 2025 Thursday 4 th September 2025 Friday 5 th September 2025	Home Visits for Children
Week 2	
Monday 8 th September 2025	Home Visits
Tuesday 9 th September 2025	Staggered starts for children- Please check individual details on this letter to see which day your child needs to start school. Gates open at 7:50 Group 1 8:00-11:30 (no lunch)
Wednesday 10 th September 2025	Staggered starts for children- Please check individual details on this letter to see which day your child needs to start school. Gates open at 7:50 Group 1 and Group 2 8:00-11:30 (no lunch)
Thursday 11 th September 2025	Staggered starts for children- Please check individual details on this letter to see which day your child needs to start school. Gates open at 7:50 Group 1, Group 2 and Group 3 8:00-11:30 (no lunch)
Friday 12 th September 2025	From Friday 12 th September, all children will have a school meal. Please see the school website for school menu: https://avanti.org.uk/kapsharrow/school-life/school-lunch/ Gates open at 7:50 All Reception Children in school (8:00- 13.30)
Week Beginning Monday 15 th September 2025	All Reception Children in school Full Time Gates open at 7:50 Full Day Timings (8:00-2:30)

Admission Forms



- 🏰 Please remember to complete your admission forms as soon as possible
- 🏰 The link will be found on your letter or on the school Website
- 🏰 Please speak to our School Business Manager regarding admission questions

What does a day look like in Nursery (AM)?

Example Nursery Timetable (AM)

	7:50 - 8:10	8:10- 8:30	8:30-8:45	9:00-10:40	10:40- 10:45	10.45-11:00	11:00- 11:20 Full Day Only
Mon	Soft Start and Registration: Date, Weather and Number Song	Whole School Worship	CLL/UOW Input	Continuous Provision	Tidy Up	Phonics and Storytime	Full Day Extension Get ready for Lunch
Tue		In Class Worship	Maths Input	Continuous Provision	Tidy Up	Phonics and Storytime	Full Day Extension Get ready for Lunch
Wed		EYFS/Y3 Worship and Assembly	CLL/UOW Input	Continuous Provision 9:30-10:00 AM and Group 1 FD PRE	Tidy Up	Maths Input	Full Day Extension Get ready for Lunch
Thur		In Class Worship	Maths Input	Continuous Provision 9:15-9:45 AM and Group 1 FD Yoga	Tidy Up	Phonics and Storytime	Full Day Extension Get ready for Lunch
Fri		In Class Worship	CLL/UOW Input	Continuous Provision	Tidy Up	Phonics and Storytime	Full Day Extension Get ready for Lunch

What does a day look like in Nursery (PM)?

Example Nursery Timetable (PM)

	11:30-11:40	11:40-12:00	12:00-12:45	12:45-13:00	13:00-13:55	13:55-14:00	14:00-14:15	14:15-14:30
Mon	Soft Start and Registration: Date, Weather and Number Song	Temple Worship	Continuous Provision	CLL/UOW Input FD Group Focus	Continuous Provision	Tidy Up	Phonics and Storytime	End of Day Songs and Story
Tue		In Class Worship	Continuous Provision	Maths Input FD Group Focus	Continuous Provision	Tidy Up	Phonics and Storytime	
Wed		Temple Worship	Continuous Provision	CLL/UOW Input FD Group Focus	Continuous Provision <div>12:55-1:25 PM and Group 2 FD PRE</div>	Tidy Up	Maths Input	
Thur		In Class Worship	Continuous Provision	Maths Input FD Group Focus	Continuous Provision <div>1:15-1:45 PM and Group 2 FD Yoga</div>	Tidy Up	Phonics and Storytime	
Fri		Temple Worship	Continuous Provision	CLL/UOW Input FD Group Focus	Continuous Provision	Tidy Up	Phonics and Storytime	

What does a day look like in Reception?

Example Reception Timetable

	7:50-8:05	8:05-8:30	8:30-8:50	8:50-10:15		10:15-10:45		10:45-11:30		11:30-12:45	12:45-1:15	1:15-2:25		2:25-2:40
Monday	Soft Start Registration	Whole School Worship	CLL/UOW Input	Continuous Provision		Phonics (30)		Continuous Provision	11:00-11:30 PSED Jigsaw	Lunch	Maths Input	Continuous Provision		Songs and Story Time
Tuesday		In class Worship	Maths Input	Continuous Provision		Phonics (30)		Continuous Provision			CLL/UOW Input	Continuous Provision		
Wednesday		EYFS/Y1 Worship Led by Y3	8:30-9:00 PRE	9:00-9:30 French	9:30-10:00 Sanskrit	10:00-10:30 Yoga	10:30-10:45 PSED Jigsaw	Continuous Provision			12:45-1:00 Phonics (30)	1:00-2:00 PE 	2:00-2:25 Continuous Provision	
Thursday		In class Worship	CLL/UOW Input	Continuous Provision		Phonics (30)		Continuous Provision	11:00-11:30 Library		Maths Input	Continuous Provision		
Friday		Whole School Worship	Maths Input	Continuous Provision		Phonics (30)		Continuous Provision			CLL/UOW Input	Continuous Provision		



Supporting Children in EYFS

- The children in the Foundation Stage will have the opportunity to learn in a creative, play-based environment.
- We plan opportunities for children to develop in all seven areas of learning through different levels centred around play



Adult supported activities

Activity chosen by the child and adult supports the child to scaffold child's learning to move their learning.

Child Initiated activities

The child applies the skills they have developed in independent activities.

Focus Children

The practitioner focuses on 3-4 children a week providing parents with next steps/modelling



Our Curriculum

Reception: Autumn 2- Curriculum Information for Parents 2024-25



KRISHNA AVANTI
Excellence · Virtue · Devotion

Area of Learning	Curriculum Information
Learning Question	I wonder what goes on in the world around us...
Communication and Language	<p>Reading</p> <p><u>The Queen's Hat</u> As children follow the Queen's journey, they can engage in discussions about the characters, emotions, events, and locations of London in the story. It's a charming story that invites children to engage, predict outcomes, and share their own narratives, enriching their linguistic abilities in a fun and interactive way.</p> <p><u>Rama and Sita</u> The children will develop their understanding of Rama and Sita's journey, exploring themes of friendship, courage, and problem-solving. It encourages discussions about characters, emotions, and cultural traditions, helping children expand their vocabulary and practice storytelling. Through conversations about the story's elements, children develop their listening and speaking skills in a collaborative environment.</p> <p><u>Lima's Red Hot Chilli</u> The lively narrative and colourful illustrations in this book encourage children to engage in discussions about flavours, feelings, and the importance of sharing. The story also helps expand children's vocabulary and expressive language as they describe their favourite foods from around the world and share their experiences.</p> <p><u>Handa's Surprise/Fruits</u> This delightful picture book follows Handa as she carries a basket of delicious fruits through the African savanna to share with her friend. Along the way, curious animals sneak in and steal her treats, leading to a surprising twist at the end. Children can practice vocabulary, storytelling, and prediction skills as they anticipate what will happen next. This book will also encourage children to explore the continent of Africa.</p> <p><u>Santa Post</u> This book encourages children to explore letter writing, vocabulary related to wishes and emotions, and the concept of giving and receiving. Children can practice their listening and speaking skills through discussions about the character's feelings and the significance of the holiday. Additionally, the children will visit the post-box to mail their own letters and wishes, enhancing their postal experiences, fostering creativity, and improving their communication skills in a fun and festive context.</p> <p><u>Here comes Jack frost</u> This book captures the magical arrival of Jack Frost, who brings winter to life with his icy touch and sparkling creations. It introduces vocabulary related to winter, nature, and emotions, sparking discussions about the changing seasons and the wonders of the outdoors. Through interactive storytelling, children can practice their descriptive language and express their feelings about winter.</p> <ul style="list-style-type: none"> To engage by joining in with discussions during a story.








More information will be shared at the Curriculum meetings in September.







	<ul style="list-style-type: none"> • To ask who questions during a story. • To have a long conversation with a friend or adult. • To learn new vocabulary from practical experiences, adult led opportunities, and some books. • To begin to use conjunctions such as 'and' 'but' 'so' to connect their ideas. • To learn new rhymes, songs and poems and show confidence to join in. 		
Personal Social and Emotional Development	<p>PSHE is taught through Jigsaw. Jigsaw PSED 3-5 provides opportunities for children to develop their emotional literacy and social skills and achieve the National EYFS Framework Early Learning Goals, particularly in PSED and Understanding the World.</p> <p>This term's Weekly Jigsaw PSED Session: Celebrating Difference</p> <ul style="list-style-type: none"> • What am I good at?- I can identify something I am good at and understand that everyone is good at different things. • I'm Special, I'm Me!- I understand that being different makes us all special. • Families- I know we are all different but the same in some ways. • Homes- I can tell you why I think my home is special to me. • Making Friends- I can tell you how to be a kind friend. • Standing up for yourself- I know which words to use to stand up for myself when someone says or does something unkind. 		
	<p>Self-Regulation</p> <ul style="list-style-type: none"> • To know how to be helpful by taking on jobs such as serving snack and washing up. • To recognise when they might feel a wider range of feelings such as 'worried' or 'frightened'. 	<p>Managing Self</p> <ul style="list-style-type: none"> • To dispose of their used plates/ bowls/ cups and food waste correctly after snack. • To know how regular exercise is important for their health. • To know the school and classroom rules and follow these. 	<p>Building Relationships</p> <ul style="list-style-type: none"> • To know how to treat others in our class.



Reception Weekly Learning (w/c: 09.06.25)

Reminders 	<p>Phonics books will be collected on Thursday, and new ones will be given out on Friday. If you do not bring the phonics book, you will not receive a new one.</p> <p>Library books will be changed on Monday for both classes. Unfortunately, we are unable to provide you with another book until the current one is returned.</p> <p>Friday 13th - Male Role Model Stay and Play: The children are excited to invite a special male role model in their lives to join us for a fun stay-and-play session! It will take place from 1:45 PM to 2:30 PM, and we cannot wait to see you there!</p>
The areas of learning in the Early Years Foundation Stage (EYFS) curriculum.	
Communication Development 	<p>This week, we will be talking about what makes a balanced diet. We will discuss food groups and why different foods help our bodies in different ways.</p> <p>Lesson Focus: Healthy vs unhealthy foods. What should we eat to feel good and grow strong?</p> <p>At-Home Activity: Help your child make a healthy lunchbox using pictures from magazines or draw one together.</p>
Personal, Social and Emotional Development 	<p>This Week's Lesson Objective: I can tell you <u>some things</u> I can do and foods I can eat to be healthy.</p> <p>Key Vocabulary: body, healthy, unhealthy</p> <p>At-Home Activity: Talk about what your child likes to eat. Discuss which foods help our bodies grow and which are treats.</p>
Physical Development 	<p>This Week's Lesson Objective: To develop using our feet to move with a ball.</p> <p>Key Vocabulary: movement, control, dribble</p> <p>At-Home Activity: Create a mini football pitch at home or in the park and practise moving the ball with controlled kicks.</p>
Literacy 	<p>This Week's Lesson Objective: To write a sentence about what the caterpillar ate.</p> <p>Key Vocabulary: fruit, vegetable, hungry, ate.</p> <p>At-Home Activity: Write a sentence together starting with: "The caterpillar ate..." Add a fruit or vegetable of their choice.</p>

Weekly Learning

Maths 	<p>This week, we will be focusing on learning about sharing and grouping.</p> <p>Key Vocabulary: share, group, equal, fair</p> <p>At-Home Activity: Use small toys or food items to practise sharing between toys or family members. Ask: "Is it fair?"</p>
Understanding the World 	<p>This Week's Lesson Objective: To explore fruit and vegetables and understand the idea of a balanced diet.</p> <p>Key Vocabulary: healthy, vitamins, protein, energy</p> <p>At-Home Activity: Sort the food at home into fruits, vegetables, protein, dairy, and grains. Talk about which ones are your child's favourite.</p>
Expressive Arts and Design 	<p>This week, we will be focusing on the following topic: how to colour fabric using paint and pens to create fruit and food-themed art.</p> <p>At-Home Activity: Decorate a piece of old fabric or paper with patterns of your favourite fruits or vegetables.</p>
Yoga and PE Days 	<p>For the Spring Term, PE kits need to be worn on the following days: Achyutam: Tuesday & Wednesday / Matsya: Wednesday & Thursday</p> <p>The P.E kit is:</p> <ul style="list-style-type: none"> White T-shirt Blue/Black joggers Trainers or plimssoles 
Reception Email Address 	<p>As you know, mornings can get quite busy. Please save any questions until the end of the day, or even better, email us. This way, we can respond quickly without interrupting the children's day.</p> <p>Our email address is: KAPSH.reception@avanti.org.uk</p>

Thank you for your continued support!

Ms Rita Vagadia and Miss Riya Talwar

 KRISHNA AVANTI
Excellence · Virtue · Devotion
KRISHNA AVANTI
Excellence · Virtue · Devotion



Enrichment in EYFS





- Children in the EYFS will be taught to read through a multi-sensory, systematic approach in a classroom rich in environmental print. At KAPSH we follow the Twinkl Scheme.
- **In Nursery** the children focus on Level 1 sounds. This concentrates on developing children's speaking and listening skills and lays the foundations for the phonic work which starts in Level 2.
- **In Reception**, the children begin daily phonics sessions will introducing grapheme-phoneme correspondence, blending and segmenting. Reading and spelling will be taught simultaneously with attention to sounds in response to letters.





Assessment in EYFS

🏰 High quality interactions and tracking of children's learning and development against the 7 areas of learning in the Early Years curriculum

🏰 The EYFS encourages practitioners and parents and carers to work together- Focus Children meetings, Parent meetings, sharing home learning, parental contribution on Google Classroom.

🏰 Writing Books: In Reception





Partnership with Parents

We believe that parent-teacher communication is necessary for maximum school success.

🏰 **All teachers and staff have the best interest of your child**

🏰 Open Door Policy- Class Emails

🏰 Please ensure you speak to your class teacher if there are any concerns or changes of circumstances at home so that we can continue to support your child.

🏰 Home Learning (Reception Only)

🏰 Google Classroom: Communication & Language

🏰 Weekly Learning Shared

🏰 Next Steps

🏰 Modelling

🏰 Stay and Play Sessions- Observing Adult Input Sessions



Google Classroom



We will share the children's home learning on here and ask that you share any learning with us - further details to follow in due course.

Google Classroom

We will also share class photos, child's next steps, useful resources and weekly learning.



KRISHNA AVANTI PRIMARY SCHOOL

STARTING SCHOOL

Recognising Each Individual Journey

Every child develops at their own pace. Some will stride into school with confidence; others will need more support. At KAPSH we are here to walk this journey with you. Before starting school, there are key developmental skills that help ease the transition and build confidence. These are not tests but stepping stones. Practising them through loving, playful interactions at home will strengthen your child's independence, self-awareness, and emotional security, qualities at the heart of The Avanti Way. Whether your child is in nursery, with a childminder, or at home, their caregivers, alongside you, can help gently build these skills in a way that honours your child's unique path.

How Can I Help My Child Get Ready for School?

- Your relationship with your child is their foundation. When rooted in trust and compassion, children feel safe to explore and grow.
- Incorporate learning into your daily routines. Small, consistent actions, like getting dressed independently or talking about feelings, build vital life skills.
- Share stories, nature walks, creative play and quiet reflection. These nourish curiosity and creativity, the cornerstones of lifelong learning.



Supporting Children with Additional Needs

- At KAPSH, we honour every child as a unique individual with their own strengths and challenges. If your child has

How can I help my child get ready for school?

Please access this document on our school website

How can I help my child get ready for school?



- Use the toilet independently and ask to go there
- Tidy up after himself/herself
- Eating independently
- Share toys and equipment
- Singing nursery rhymes
- Practise recognising my name
- Following simple instructions
- Consistent routines – particularly when it comes to sleeping/bedtime
- Reading to your child
- Minimise Screen Time
- Holding a conversation
- Playing and engaging with your child

Starting school

Harrow Support

Starting school can be both exciting and nerve-wracking. To help you and your child prepare for this new adventure, there are resources and organizations available to support you.



Resources

Harrow's Children's Centres

The centres around Harrow are great to find information about Starting School. [Check out](#) which one is closest to you.

Vaccinations

Check if your child is up to date with all of their vaccinations, ready to start learning and playing in school in September.

SEND/Neurodiverse Support

Resources and guidance for children who need extra help, have Special Educational Needs and/or Disabilities.

Preparing your child for starting school guide

A helpful guide from PACEY (Professional Association of Childcare and Early Years) about managing before and after starting school.

Cbeebies Activities

Are you looking for tips on handling primary school, new friends, homework and phonics? Find articles, activities, learning tips and much more in the Cbeebies starting school collection.

How to Talk to Your Child About Starting School

Twinkl has a blog explaining how to talk to your child about starting school and help to ease any anxiety that they might have.

A photograph of two young children walking away from the camera on a wooden path in a garden. The child on the left has dark skin and dreadlocks, wearing a light-colored patterned shirt and dark shorts. The child on the right has light skin and pigtails with pink bows, wearing a dark patterned dress with a pink skirt and pink shoes. The background is a lush green garden with various plants and flowers. The text is overlaid in the center in a large, bold, black font.

**Every child deserves the
best possible start in life and
the support that enables
them to fulfil their potential.**

EYFS FRAMEWORK 21

Questions

